

Art Ice

Service Instructions



BLAUBERG
Ventilatoren

EN

BLAUBERG Company is happy to offer your attention new generation products, the BLAUBERG Art and Ice fans. The solid team of high-qualified professionals with many years of working experience, technological innovations in design and production, high-quality components and materials from the top worldwide producers have become the precondition for the best fans in their class.

INTRODUCTION

The present service instruction contains a technical description, technical data sheets, operation and mounting guidelines, safety precautions and warnings for safe and correct operation of the fans BLAUBERG Art and Ice.

USE

The fan is designed for exhaust ventilation of residential and public premises heated during winter season. The fan is designed for wall mounting, fig. 3-5.

COMPLETE SET

- fan - 1 item;
- screws and dowels - 4 items;
- service instruction;
- packing box.

The fan design is regularly improved, so some models can slightly differ from those ones described in this service instruction.

BASIC CHARACTERISTICS

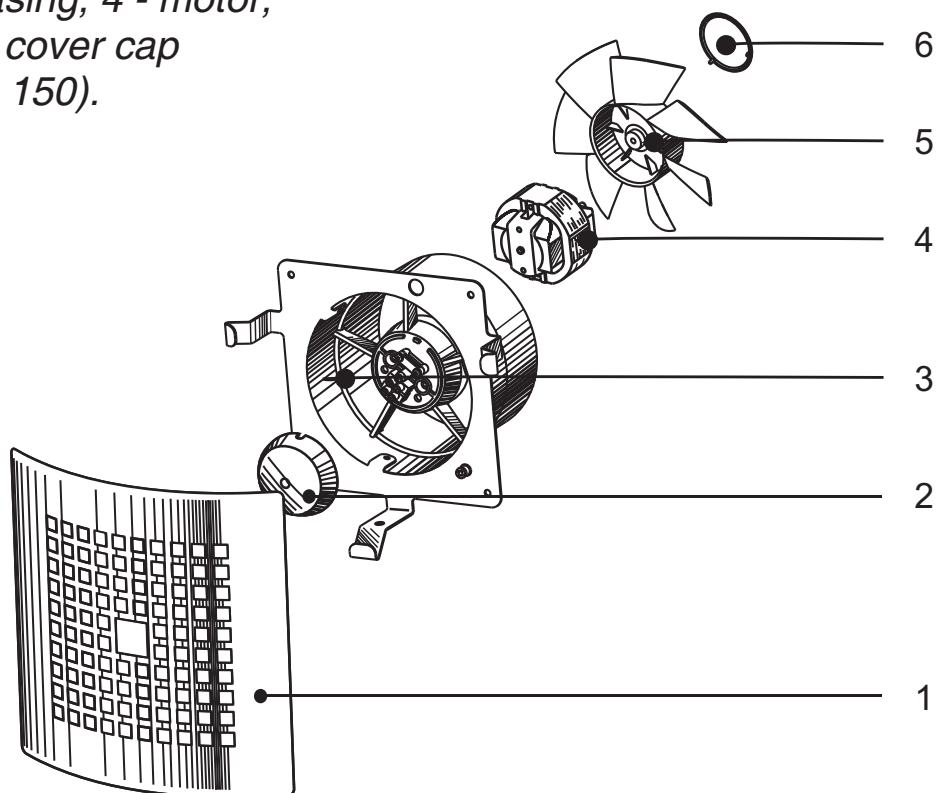
The fan designations, delivery set options, parameters, outer view, overall and connecting dimensions are shown in tables 1, 2 and in fig. 1 and 2.

Table 1

Type	Max. air flow [m ³ /h]	Power [W]	RPM [min ⁻¹]	Noise level, 3 m [dBA]
Art/Ice 100	105	14	2300	37
Art/Ice 125	185	16	2400	38
Art/Ice 150	298	24	2400	40

Fig. 1

1 - front panel (for Art - polished stainless steel, for Ice - frosted glass);
for Ice - natural glass);
2 - cover, 3 - casing; 4 - motor;
5 - impeller; 6 - cover cap
(only for Art/Ice 150).

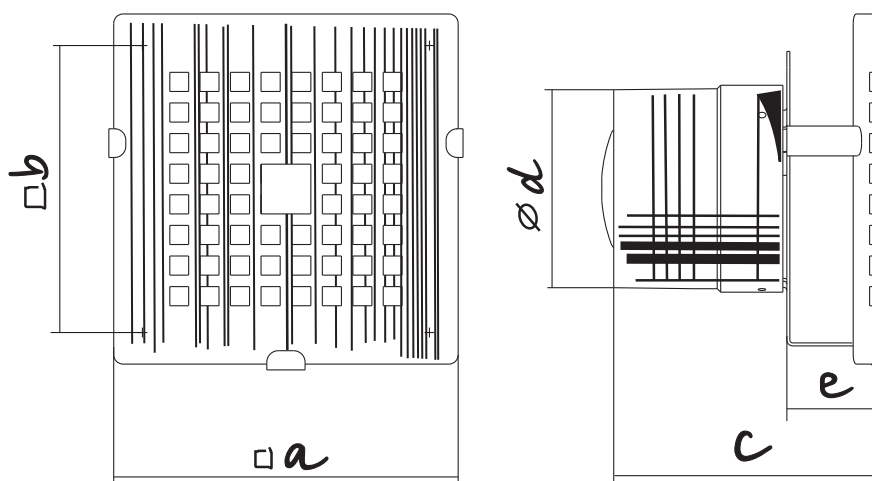


The fan does not cause interference with radio-, TV- or video- equipment.
Service life is not less than 5 years.

Table 2

Type	Dimensions [mm]					Weight [kg]
	a	b	c	d	e	
Art 100	180	120	143	100	56	0,79
Art 125	204	140	144	125	56	0,9
Art 150	230	165	167	150	56	1,15
Ice 100	183	120	145	100	58	0,89
Ice 125	205	140	146	125	58	1,06
Ice 150	233	165	169	150	58	1,54

Fig. 2



OPERATION RULES

The fan is rated for connection to 220...240 V / 50 Hz power mains and is designed for continuous operation always connected to power mains.

The air motion direction in the system must match the pointer on the fan casing.

The fan is rated for operation at ambient temperature from +1 °C up to +45 °C.

The fan does not require grounding.

SAFETY RULES

All operations related to the fan electrical connections, servicing and repair works are allowed only after the fan disconnection from power mains.

All mounting and servicing operations are allowed for duly qualified electricians with valid electrical work permit for electric operations at the units up to 1000 V after careful study of the present user's manual.

The single-phase power grid must comply with the acting local electrical norms and standards. The fixed electrical wiring must be equipped with an automatic switch that is used for connection of the fan to power mains with gap on all poles at least 3 mm.

Make sure the impeller and the casing are not damaged before starting installation. The casing internals must be free of any foreign objects which can damage the impeller blades. Misuse of the product or any unauthorized modification are not allowed.

The product is not allowed for use by children and persons with reduced physical, mental or sensory capacities, without proper practical experience or expertise, unless they are controlled or instructed on the product operation by the person(s) responsible for their safety.

Supervise the children and do not let them play with the product.

Take steps to prevent ingress of smoke, carbon monoxide and other combustion products into the room through open chimney flues or other fire-protection devices. Sufficient air supply must be provided for proper combustion and exhaust of gases through the chimney of fuel burning equipment to prevent back drafting. The maximum permitted pressure difference per living units is 4 Pa.

Transported medium must not contain any dust or other solid impurities, sticky substances or fibrous materials.

The fan is not rated for operation in a media that contains hazardous or explosive materials and vapours, i.e. spirits, gasoline, insecticides, etc.

Do not close or block the fan intake or exhaust vent not to disturb the natural air passage.

Do not sit on the fan and do not put objects on the fan.

Follow the guidelines of this service instructions to ensure durable operation of the product.

MOUNTING AND SETUP

The fan is designed for wall mounting to extract air into a ventilation shaft or matching air duct of respective diameter (fig. 3-5).

The fan mounting sequence is shown in fig. 6.

The fan wiring diagrams are shown in fig.7.

Fig. 3

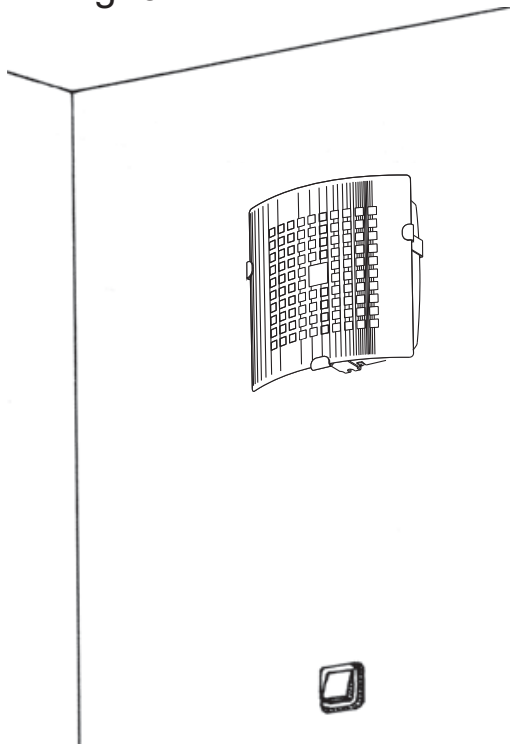


Fig. 4

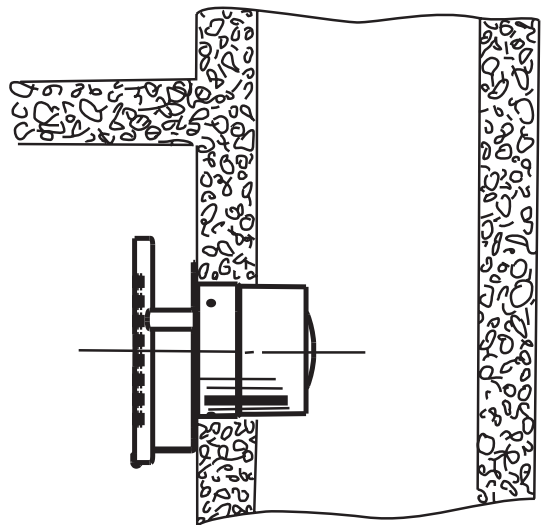


Fig. 5

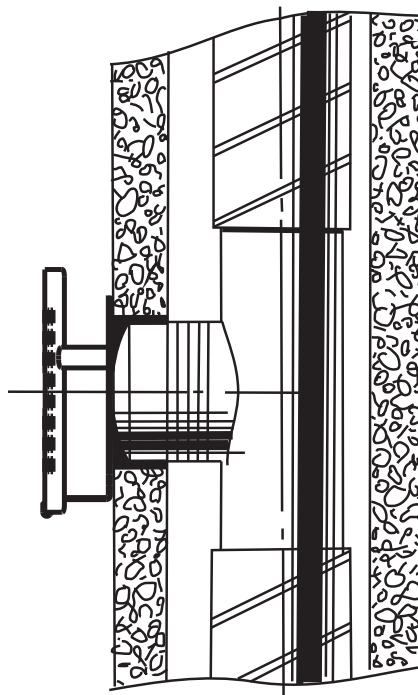

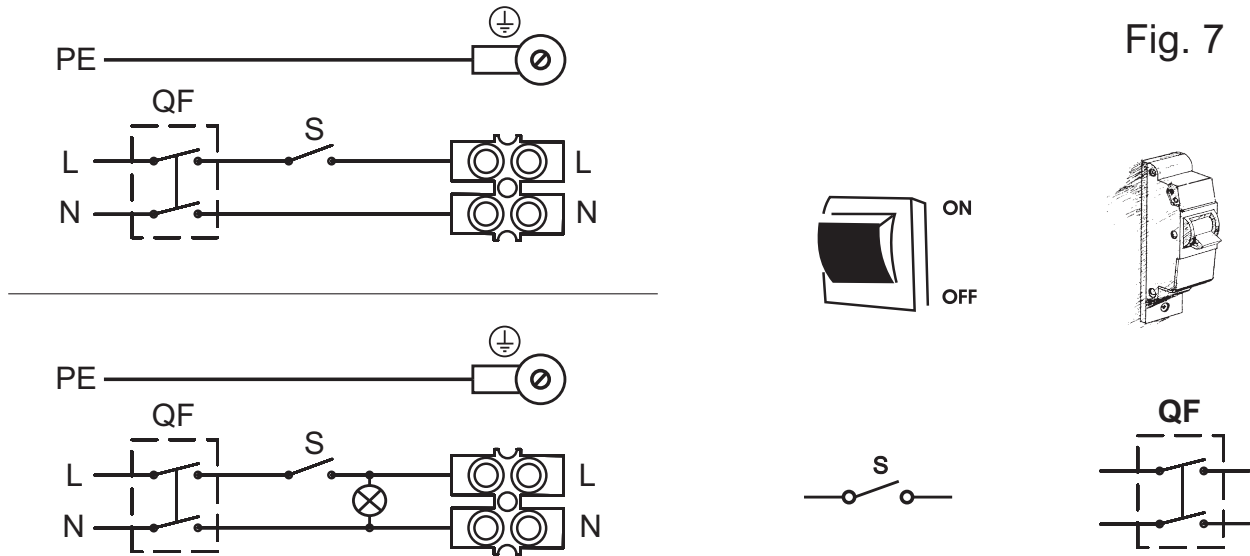


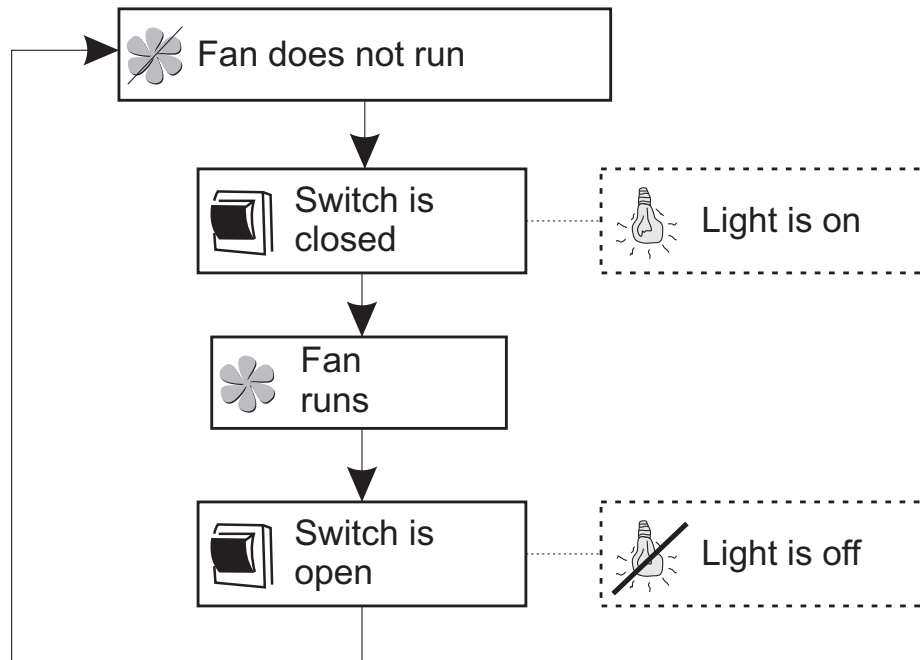
Fig. 6



WIRING DIAGRAMS AND FAN OPERATION LOGIC



S - external switch
QF - automatic switch



MAINTENANCE

Any servicing and maintenance operations of the fan are allowed after it is disconnected from power mains only.

Maintenance means regular cleaning of the fan surfaces from dirt and dust.

To clean the fan, wipe its surfaces with a cloth wetted in a mild soap solution, then wipe the surfaces dry.

Avoid water dripping on the motor and circuit board!

STORAGE AND TRANSPORTATION RULES

Transportation is allowed by any transportation vehicle provided that the product is in the manufacturer's original package.

Store the delivered product in the manufacturer's original packing box in a dry ventilated premise with the ambient temperature from +5°C up to + 40°C and relative humidity less than 80%.

The storage environment must be free of dust, acid or alkali vapours to prevent corrosion.

DISPOSAL

Do not dispose in domestic waste. The unit contains in part material that can be recycled and in part substances that should not end up as domestic waste. Dispose of the unit once it has reached the end of its working life according to the regulations valid where you are.

MANUFACTURER'S WARRANTY

The fan complies with the requirements according to the EU norms and directives, to the relevant EU-Low Voltage Equipment Directives, EU-Directives on Electromagnetic Compatibility.

We hereby declare that the following product complies with the essential protection requirements of Electromagnetic Council Directive 2004/108/EC, 89/336/EEC and Low Voltage Directive 2006/95/EC, 73/23/EEC and CE-marking Directive 93/68/EEC on the approximation of the laws of the Member States relating to electromagnetic compatibility. This certificate is issued following test carried out on samples of the product referred to above. Assessment of compliance of the product with the requirements relating to electromagnetic compatibility was based on the following standards.

Protection degree index according to IP rating against access to hazardous parts and water ingress - IP24.

The manufacturer hereby warrants normal operation of the fan over the period of five years from the retail sale date provided observance of the installation and operation regulations.

In case of failure due to faulty equipment during the warranty period the consumer has the right to exchange it.

If case of no confirmation of the sale date, the warranty period shall be calculated from the manufacturing date.

The replacement is offered by the Seller.

The MANUFACTURER shall not be liable for any damage resulting from any misuse of or gross mechanic interference with the fan.

Please follow the applicable instructions.

This image shows a single page from a notebook or ledger. It features a series of evenly spaced, thin grey horizontal lines running across the width of the page. The background is plain white, and there are no margins, text, or other markings present.



BLAUBERG



BLAUBERG

1

2

3

4

5

6

100

125

150

Art

Ice

*model is recognized
as serviceable.*

SALES DATE

MANUFACTURED ON (DATE):

SOLD

APPROVAL MARK

