


BLAUAIR



CATALOGUE 2025

 **BLAUAIR**



BLAUAIR CFH



BLAUAIR CFP



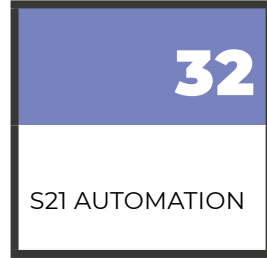
BLAUAIR CFV



BLAUAIR RH



BLAUAIR RV



S21 AUTOMATION

CONTENTS

BLAUAIR CFH

FLOOR MOUNTED HEAT RECOVERY UNITS



FEATURES

High-efficient EC fans, back ward-curved, external rotor. Integrated plug-and-play controls.


Automatic bypass. ECO-Design'18 compliant. Polystyrene plate heat exchanger. Panel filters ePM1 70% (ISO 16890)-F7 (EN779). Hinged service doors.

Optional outdoor installation with outdoor mounting kit.

Web interface, MODBUS, outputs for optional DX or Hydronic cooling / heating.

Complete set of accessories: silencers, economizers, VAV, CAV, etc.

Operation by RH/CO₂/temperature/constant pressure/timer schedule.



Casing

- Double skin
- Frameless
- 40 mm mineral wool 90 kg/m³ for CFH 800-6000 and with frame 50 mm for CFH 9000
- Outer skin: zinc-aluminum
- Inner skin: zinc-aluminum
- EN1886 class: D1, T3, TB4

Heat exchanger

High-efficient counterflow heat exchanger made of profiled plastic plates, packed with elastic heat-resistant sealant. Stainless steel drain pan on both supply and exhaust sides.

Bypass and dampers

Automatic bypass damper with a **Belimo actuator** provides active frost protection, free-heating and free-cooling functions. Optionally integrated automatic external dampers with Belimo drives.

BELIMO[®]

Filters

Panel filters ePM1 70% (ISO 16890)-F7 (EN779) on both supply and exhaust.



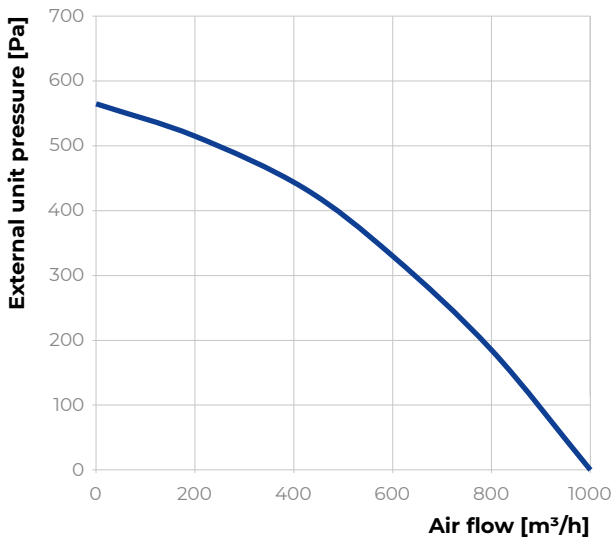
Technical data

	CFH 800	CFH 1200	CFH 1500	CFH 2500
Phase/voltage [50–60 Hz/VAC]	1~200/240			
Power/current [kW/A]	2×0.168/1.4	2×0.53/4.8	2×0.53/4.8	2×0.7/6.2
Fan speed [min ⁻¹]	2200	2470	2430	2100
Permanent ambient temperature [°C]	-35...+50			
Motor protection	IP54			
Insulation class (motor)	F			
Filter class exhaust/supply standard (optional)	ePM1 70%/ePM1 70% (ISO 16890)-F7 (EN779)			
Weight (net, without packing) [kg]	511	511	650	650
Housing protection class	IP34			
Sound pressure level at 3 m to environment [dBA]	29	26	26	33
Transported air temperature [°C]	-25...+40			

	CFH 3500	CFH 5000
Phase/voltage [50–60 Hz/VAC]	3~380/480	
Power/current [kW/A]	2×1.1/3.52	2×1.32/4.2
Fan speed [min ⁻¹]	1800	1300
Permanent ambient temperature [°C]	-35...+50	
Motor protection	IP54	
Insulation class (motor)	F	
Filter class exhaust/supply standard (optional)	ePM1 70%/ePM1 70% (ISO 16890)-F7 (EN779)	
Weight (net, without packing) [kg]	926	1385
Housing protection class	IP34	
Sound pressure level at 3 m to environment [dBA]	35	26
Transported air temperature [°C]	-25...+40	

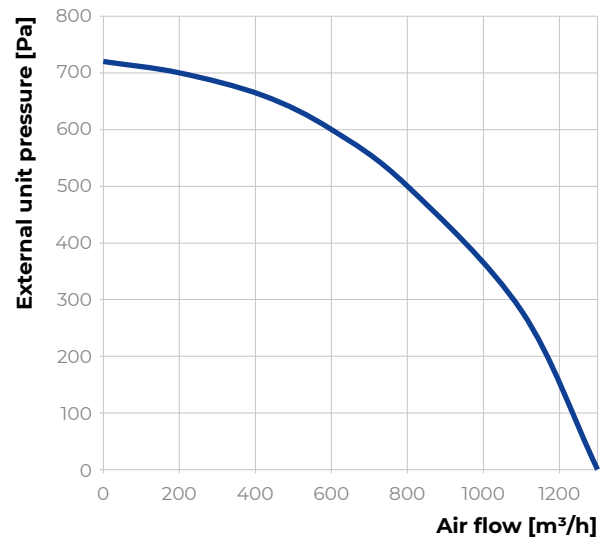
	CFH 6000	CFH 9000
Phase/voltage [50–60 Hz/VAC]	3~380/480	
Power/current [kW/A]	2×2.55/7.8	2×2.55/7.8
Fan speed [min ⁻¹]	1500	1700
Permanent ambient temperature [°C]	-35...+50	
Motor protection	IP54	
Insulation class (motor)	F	
Filter class exhaust/supply standard (optional)	ePM1 70%/ePM1 70% (ISO 16890)-F7 (EN779)	
Weight (net, without packing) [kg]	1385	3086
Housing protection class	IP34	
Sound pressure level at 3 m to environment [dBA]	28	47
Transported air temperature [°C]	-25...+40	

CFH 800



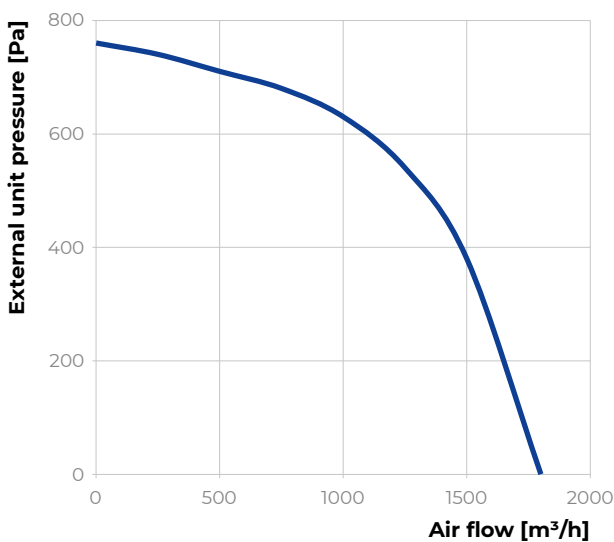
Additional pressure	CFH 800
Water heater [Pa]	55
Water cooler [Pa]	68
Electric heater [Pa]	30
DX cooler [Pa]	68

CFH 1200



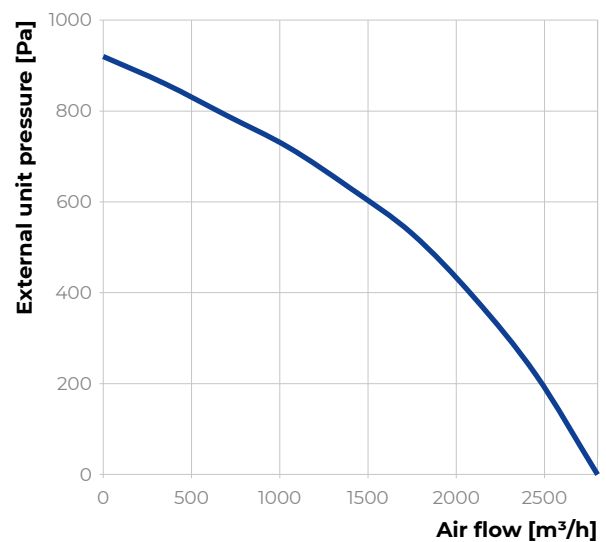
Additional pressure	CFH 1200
Water heater [Pa]	55
Water cooler [Pa]	139
Electric heater [Pa]	30
DX cooler [Pa]	139

CFH 1500



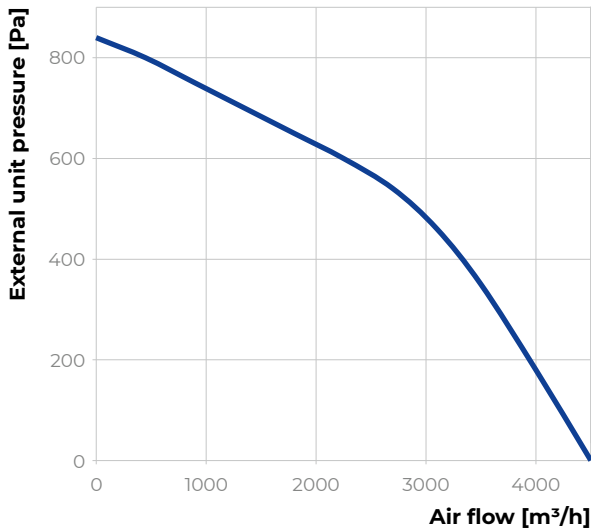
Additional pressure	CFH 1500
Water heater [Pa]	55
Water cooler [Pa]	82
Electric heater [Pa]	30
DX cooler [Pa]	82

CFH 2500



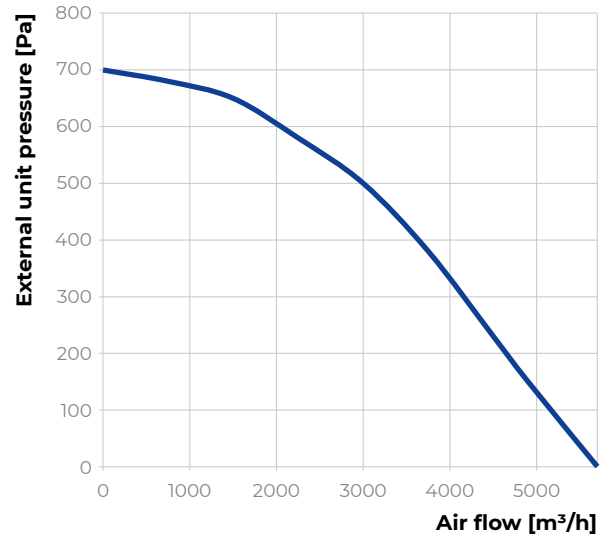
Additional pressure	CFH 2500
Water heater [Pa]	60
Water cooler [Pa]	190
Electric heater [Pa]	30
DX cooler [Pa]	190

CFH 3500



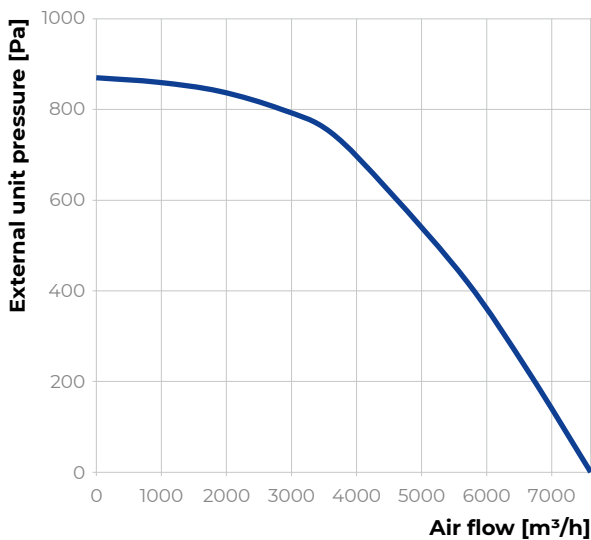
Additional pressure	CFH 3500
Water heater [Pa]	55
Water cooler [Pa]	223
Electric heater [Pa]	30
DX cooler [Pa]	223

CFH 5000



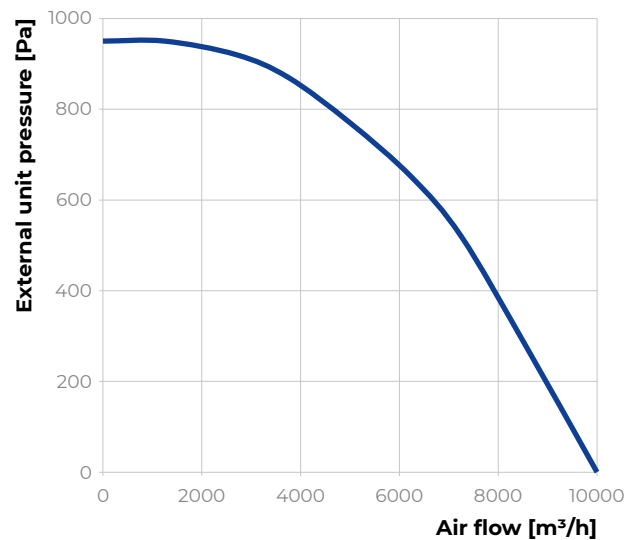
Additional pressure	CFH 5000
Water heater [Pa]	50
Water cooler [Pa]	128
Electric heater [Pa]	30
DX cooler [Pa]	128

CFH 6000



Additional pressure	CFH 6000
Water heater [Pa]	60
Water cooler [Pa]	207
Electric heater [Pa]	30
DX cooler [Pa]	207

CFH 9000



Additional pressure	CFH 9000
Water heater [Pa]	60
Water cooler [Pa]	176
Electric heater [Pa]	30
DX cooler [Pa]	176

BLAUAIR CFP

CEILING MOUNTED HEAT RECOVERY UNITS



FEATURES


High-efficient EC fans, backward-curved, external rotor. Integrated plug-and-play controls.

Automatic bypass. ECO-Design'18 compliant. Polystyrene plate heat exchanger. Panel filters ePM1 70% (ISO 16890)-F7 (EN779). Removable service doors.

Web interface, MODBUS, outputs for optional electric/water heater or water/freon cooler..

Complete set of accessories: silencers, economizers, VAV, CAV, etc.

Operation by RH/CO₂/temperature/constant pressure/timer schedule.



Casing

- Double skin
- Frameless
- 40 mm mineral wool 90 kg/m³ for CFP 500-3500 and with frame 50 mm for CFP 5000-6000
- Outer skin: zinc-aluminum
- Inner skin: zinc-aluminum
- EN1886 class: D1, T3, TB4

Heat exchanger

High-efficient counterflow heat exchanger made of profiled polystyrene plates, packed with elastic heat-resistant sealant. Stainless steel drain pan on both supply and exhaust sides.

Bypass and dampers

Automatic bypass damper with a **Belimo actuator** provides active frost protection, free-heating and free-cooling functions. Optionally integrated automatic external dampers with Belimo drives.

BELIMO[®]

Filters

Panel filters ePM1 70% (ISO 16890)-F7 (EN779) on both supply and exhaust.

Technical data

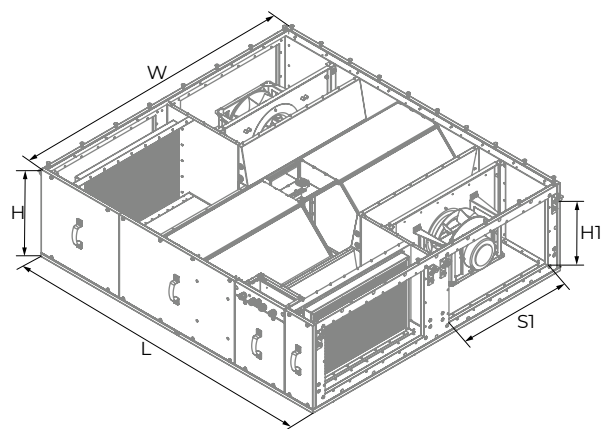
	CFP 500	CFP 700	CFP 1200
Phase/voltage [50–60 Hz/VAC]	1~200/240		
Power/current [kW/A]	2×0.17/2.6	2×0.17/2.6	2×0.53/4.8
Fan speed [min ⁻¹]	3400	4120	2470
Permanent ambient temperature [°C]	-35...+50		
Motor protection	IP54		
Insulation class (motor)	F		
Filter class exhaust/supply standard (optional)	ePM1 70%/ePM1 70% (ISO 16890)-F7 (EN779)		
Weight (net, without packing) [kg]	82	85	120
Sound pressure level at 3 m to environment [dBA]	26	30	26
Transported air temperature [°C]	-25...+40		

	CFP 1500	CFP 2500
Phase/voltage [50–60 Hz/VAC]	1~200/240	
Power/current [kW/A]	2×0.53/4.8	2×0.7/6.2
Fan speed [min ⁻¹]	2430	2100
Permanent ambient temperature [°C]	-35...+50	
Motor protection	IP54	
Insulation class (motor)	F	
Filter class exhaust/supply standard (optional)	ePM1 70%/ePM1 70% (ISO 16890)-F7 (EN779)	
Weight (net, without packing) [kg]	270	290
Sound pressure level at 3 m to environment [dBA]	26	33
Transported air temperature [°C]	-25...+40	

	CFP 3500	CFP 5000	CFP 6000
Phase/voltage [50–60 Hz/VAC]	3~380/480		
Power/current [kW/A]	2×1.1/3.52	2×1.32/4.2	2×2.55/7.8
Fan speed [min ⁻¹]	1800	1300	1500
Permanent ambient temperature [°C]	-35...+50		
Motor protection	IP54		
Insulation class (motor)	F		
Filter class exhaust/supply standard (optional)	ePM1 70%/ePM1 70% (ISO 16890)-F7 (EN779)		
Weight (net, without packing) [kg]	320	685	685
Sound pressure level at 3 m to environment [dBA]	35	26	28
Transported air temperature [°C]	-25...+40		

Dimensions [mm]

	L	W	H	H1	S1
CFP 500	1500	1100	295	250	–
CFP 700	1500	1100	295	250	–
CFP 1200	1800	1440	380	300	500
CFP 1500	1646	1500	480	350	600
CFP 2500	1646	1500	480	350	600
CFP 3500	1880	1500	630	350	600
CFP 5000	2900	1900	1000	500	800
CFP 6000	2900	1900	1000	500	800



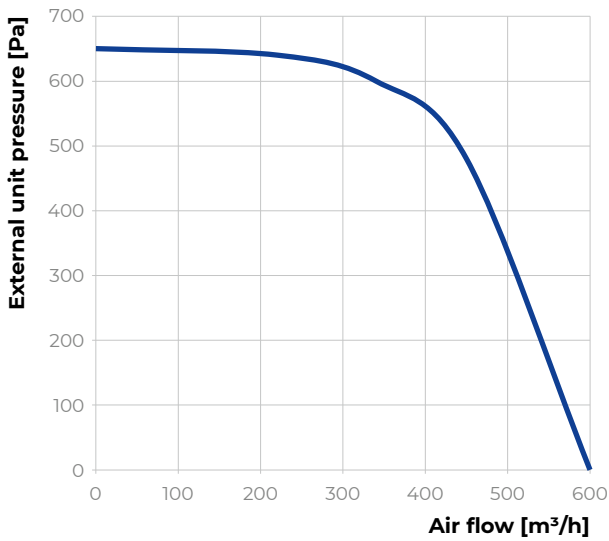
Connectors and adapters dimensions [mm]

	Flexible connection	Damper	Adapter
CFP 500 / CFP 700	Ø 250	Ø 250	Ø 250 / 500×250
CFP 1200	Ø 315	Ø 315	Ø 315 / 500×300
CFP 1500 / CFP 2500	600×350	600×350	600×350 / Ø 315
CFP 3500	600×350	600×350	600×350 / Ø 315
CFP 5000 / CFP 6000	800×500	800×500	–

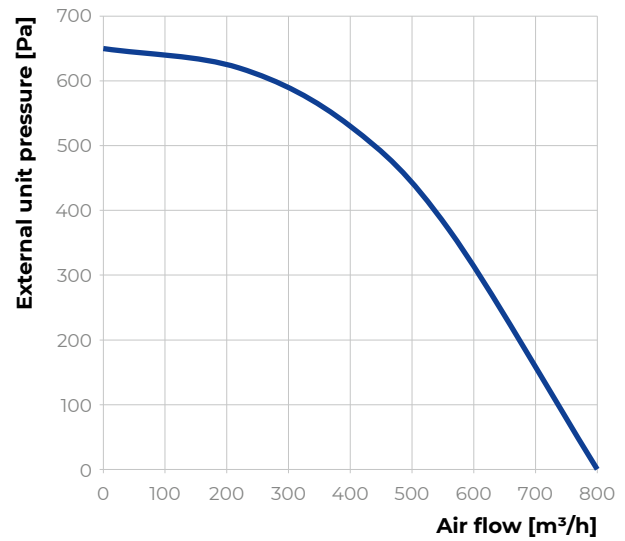
Additional coil sections dimensions (L [mm])

		CFP 500	CFP 700	CFP 1200	CFP 1500	CFP 2500	CFP 3500	CFP 5000	CFP 6000
Water heater HW-2		350	350	200	360	360	360	350	350
Water cooler CW-3		425	425	425	505	505	505	505	505
Electric heater HE		306	306	200	220	220	220	505	505
DX cooler CDX-3		425	425	425	505	505	505	505	505

CFP 500



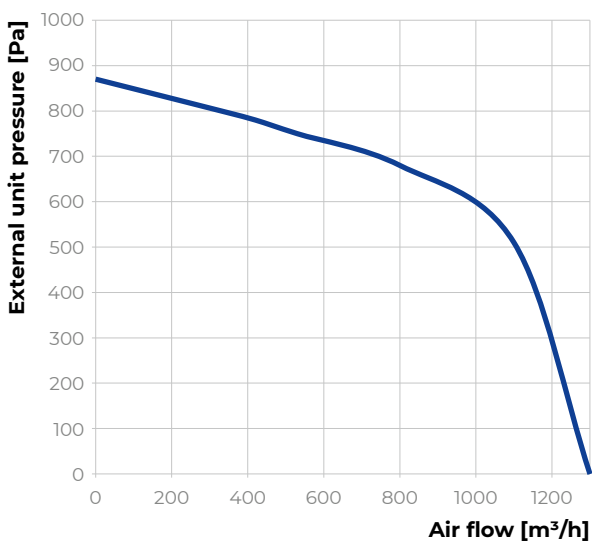
CFP 700



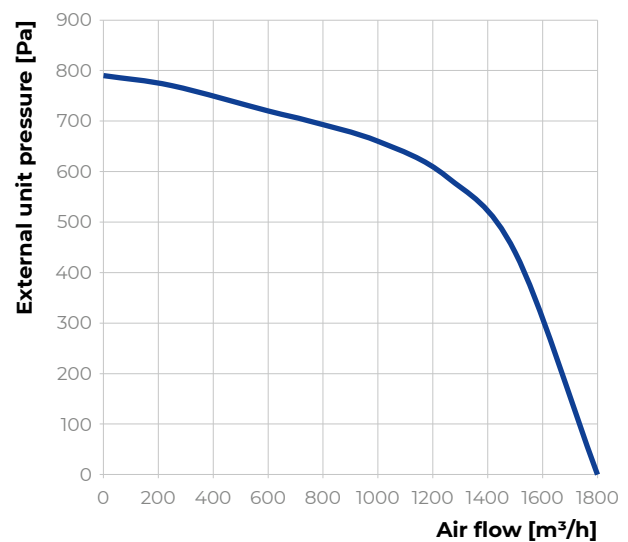
Additional pressure	CFP 500
Water heater [Pa]	55
Water cooler [Pa]	31
Electric heater [Pa]	30
DX cooler [Pa]	31

Additional pressure	CFP 700
Water heater [Pa]	55
Water cooler [Pa]	48
Electric heater [Pa]	30
DX cooler [Pa]	48

CFP 1200



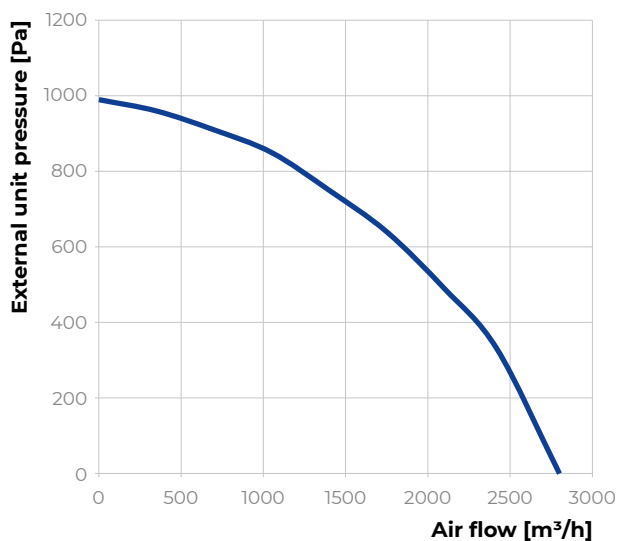
CFP 1500



Additional pressure	CFP 1200
Water heater [Pa]	55
Water cooler [Pa]	100
Electric heater [Pa]	30
DX cooler [Pa]	100

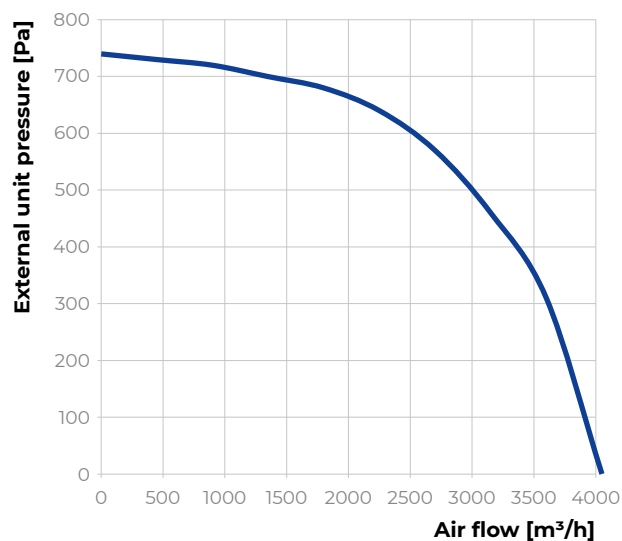
Additional pressure	CFP 1500
Water heater [Pa]	55
Water cooler [Pa]	82
Electric heater [Pa]	30
DX cooler [Pa]	82

CFP 2500



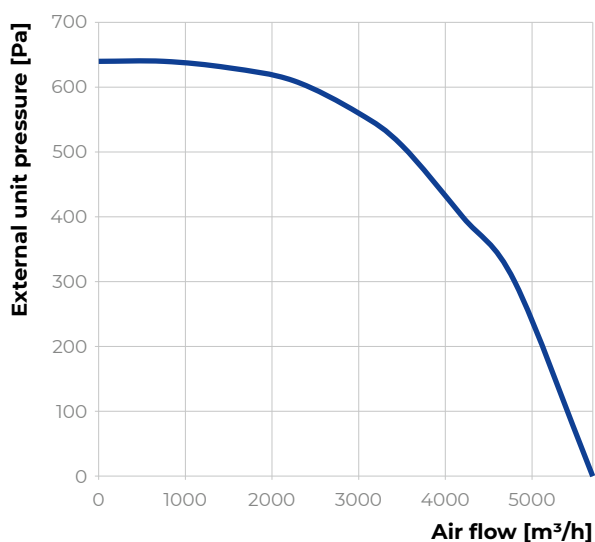
Additional pressure	CFP 2500
Water heater [Pa]	60
Water cooler [Pa]	204
Electric heater [Pa]	30
DX cooler [Pa]	204

CFP 3500



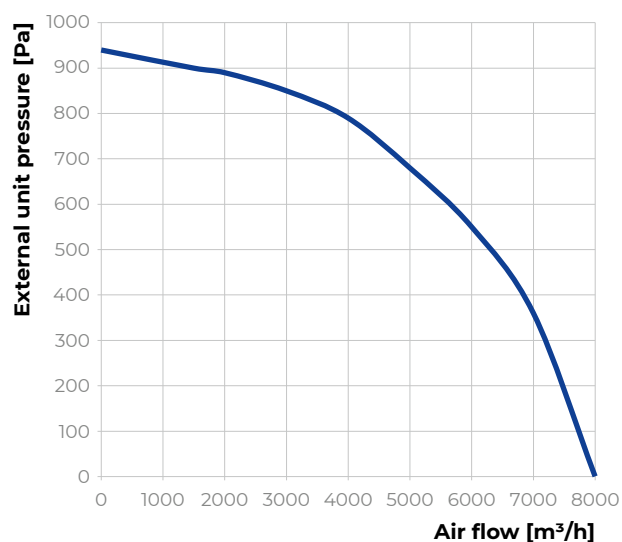
Additional pressure	CFP 3500
Water heater [Pa]	90
Water cooler [Pa]	286
Electric heater [Pa]	30
DX cooler [Pa]	286

CFP 5000



Additional pressure	CFP 5000
Water heater [Pa]	55
Water cooler [Pa]	223
Electric heater [Pa]	35
DX cooler [Pa]	223

CFP 6000



Additional pressure	CFP 6000
Water heater [Pa]	90
Water cooler [Pa]	285
Electric heater [Pa]	50
DX cooler [Pa]	285

BLAUAIR CFV

FLOOR MOUNTED HEAT RECOVERY UNITS



FEATURES

High-efficient EC fans, backward-curved, external rotor. Integrated plug-and-play controls.

Automatic bypass. ECO-Design'18 compliant. Polystyrene plate heat exchanger. Panel filters ePM1 70% (ISO 16890)-F7 (EN779). Hinged service doors.

Web interface, MODBUS, outputs for optional water/freon cooler or electric/water heater.

Complete set of accessories: silencers, economizers, VAV, CAV, etc.

Operation by RH/CO₂/temperature/constant pressure/timer schedule.



Casing

- Double skin
- Frameless
- 40 mm mineral wool 90 kg/m³
- Outer skin: zinc-aluminum
- Inner skin: zinc-aluminum
- EN1886 class: D1, T3, TB4

Heat exchanger

High-efficient counterflow heat exchanger made of profiled polystyrene plates, packed with elastic heat-resistant sealant. Stainless steel drain pan on both supply and exhaust sides.

Bypass and dampers

Automatic bypass damper with a **Belimo actuator** provides active frost protection, free-heating and free-cooling functions. Optionally integrated automatic external dampers with Belimo drives.

BELIMO[®]

Filters

Panel filters ePM1 70% (ISO 16890)-F7 (EN779) on both supply and exhaust.

Technical data

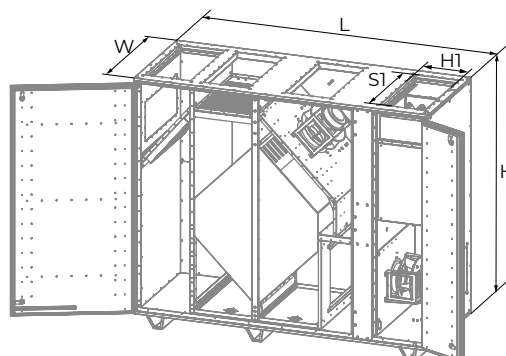
	CFV 800	CFV 1200
Phase/voltage [50–60 Hz/VAC]	1~200/240	
Power/current [kW/A]	2x0.168/2.4	2x0.53/4.8
Fan speed [min ⁻¹]	2200	2470
Permanent ambient temperature [°C]	-35...+50	
Motor protection	IP54	
Insulation class (motor)	F	
Filter class exhaust/supply standard (optional)	ePM1 70%/ePM1 70% (ISO 16890)-F7 (EN779)	
Weight (net, without packing) [kg]	260	260
Sound pressure level at 3 m to environment [dBA]	29	26
Transported air temperature [°C]	-25...+40	

	CFV 1500	CFV 2500
Phase/voltage [50–60 Hz/VAC]	1~200/240	
Power/current [kW/A]	2x0.53/4.8	2x0.7/6.2
Fan speed [min ⁻¹]	2430	2100
Permanent ambient temperature [°C]	-35...+50	
Motor protection	IP54	
Insulation class (motor)	F	
Filter class exhaust/supply standard (optional)	ePM1 70%/ePM1 70% (ISO 16890)-F7 (EN779)	
Weight (net, without packing) [kg]	307	307
Sound pressure level at 3 m to environment [dBA]	26	33
Transported air temperature [°C]	-25...+40	

	CFV 3500	CFV 5000	CFV 6000
Phase/voltage [50–60 Hz/VAC]	3~380/480		
Power/current [kW/A]	2x1.1/3.52	2x1.32/4.2	2x2.55/7.8
Fan speed [min ⁻¹]	1800	1300	1500
Permanent ambient temperature [°C]	-35...+50		
Motor protection	IP54		
Insulation class (motor)	F		
Filter class exhaust/supply standard (optional)	ePM1 70%/ePM1 70% (ISO 16890)-F7 (EN779)		
Weight (net, without packing) [kg]	515	715	715
Sound pressure level at 3 m to environment [dBA]	35	26	28
Transported air temperature [°C]	-25...+40		

Dimensions [mm]



	L	W	H	H1	S1
CFV 800	1400	800	1250	Ø 315	–
CFV 1200	1400	800	1250	Ø 315	–
CFV 1500	1950	750	1550	300	600
CFV 2500	1950	750	1550	300	600
CFV 3500	2200	890	1800	300	600
CFV 5000	2330	1390	1800	400	1000
CFV 6000	2330	1390	1800	400	1000



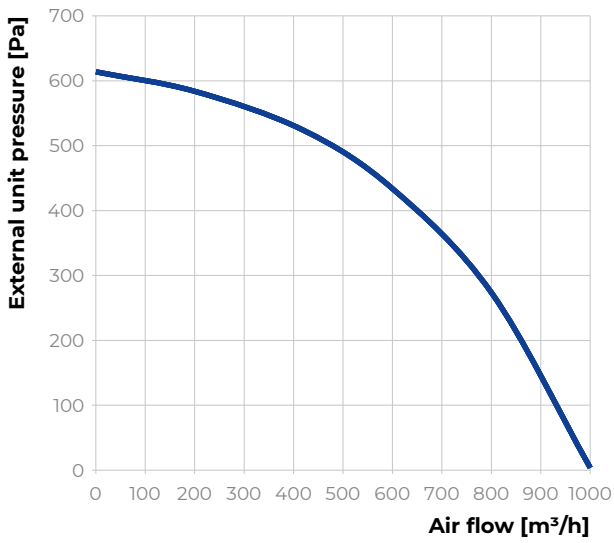
Connectors and adapters dimensions [mm]

	Flexible connection	Damper	Adapter
CFV 800 / CFV 1200	Ø 315	Ø 315	Ø 250 / 500×250
CFV 1500 / CFV 2500	600×300	600×300	600×300 / 600×350
CFV 3500	600×300	600×300	600×300 / 600×350
CFV 5000 / CFV 6000	1000×400	1000×400	1000×400 / 1000×500

Additional coil sections dimensions (W×H [mm])

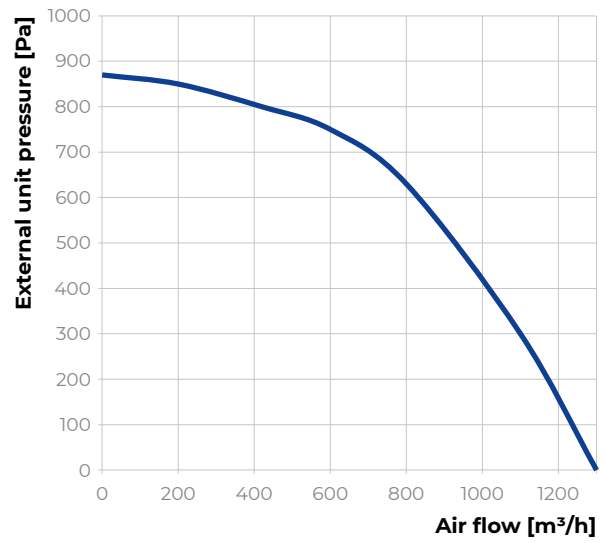
		CFV 800	CFV 1200	CFV 1500	CFV 2500	CFV 3500	CFV 5000	CFV 6000
Water cooler CW-3		500×250	500×250	600×350	600×350	600×350	1000×500	1000×500
DX cooler CDX-3		500×250	500×250	600×350	600×350	600×350	1000×500	1000×500

CFV 800



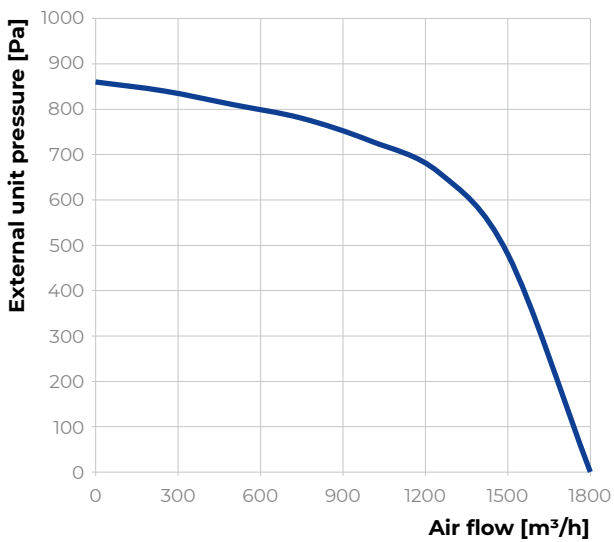
Additional pressure	CFV 800
Water heater [Pa]	35
Water cooler [Pa]	68
Electric heater [Pa]	25
DX cooler [Pa]	68

CFV 1200



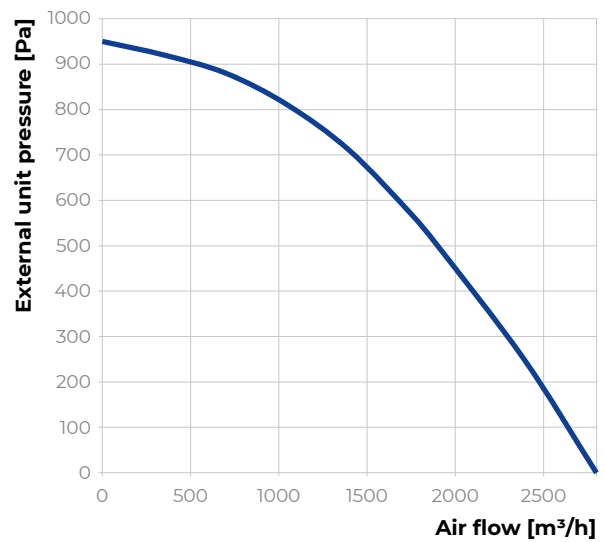
Additional pressure	CFV 1200
Water heater [Pa]	35
Water cooler [Pa]	139
Electric heater [Pa]	25
DX cooler [Pa]	139

CFV 1500



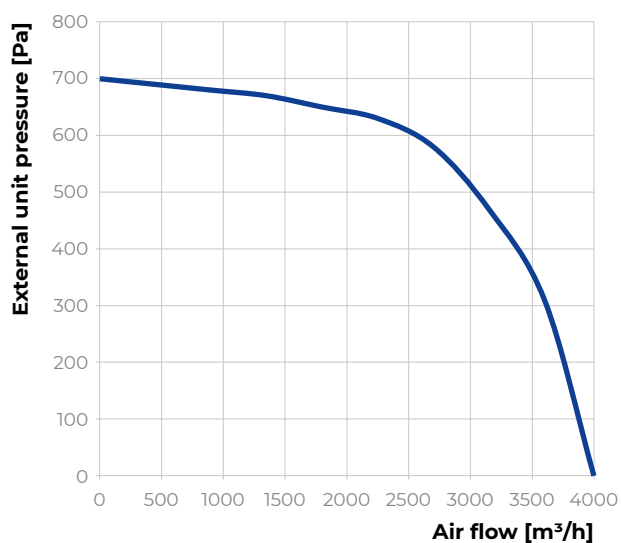
Additional pressure	CFV 1500
Water heater [Pa]	50
Water cooler [Pa]	82
Electric heater [Pa]	30
DX cooler [Pa]	82

CFV 2500



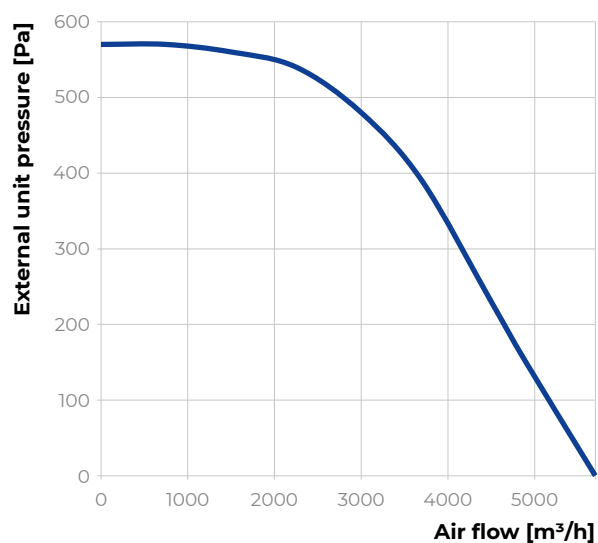
Additional pressure	CFV 2500
Water heater [Pa]	55
Water cooler [Pa]	197
Electric heater [Pa]	30
DX cooler [Pa]	197

CFV 3500



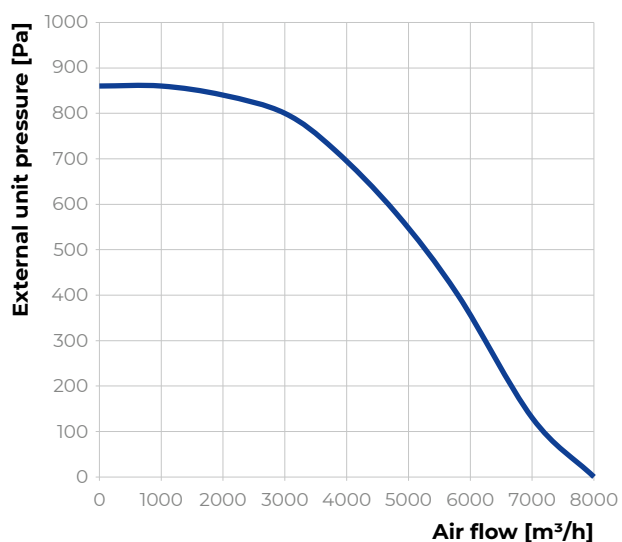
Additional pressure	CFV 3500
Water heater [Pa]	60
Water cooler [Pa]	286
Electric heater [Pa]	30
DX cooler [Pa]	286

CFV 5000



Additional pressure	CFV 5000
Water heater [Pa]	75
Water cooler [Pa]	123
Electric heater [Pa]	35
DX cooler [Pa]	123

CFV 6000



Additional pressure	CFV 6000
Water heater [Pa]	90
Water cooler [Pa]	207
Electric heater [Pa]	50
DX cooler [Pa]	207

BLAUAIR RH

FLOOR MOUNTED HEAT RECOVERY UNITS



FEATURES

High-efficient EC fans, backward-curved, external rotor. Integrated plug-and-play controls.

High-efficient rotary heat exchanger of two types: condensing (aluminum) type and enthalpy type.

Optional outdoor installation with outdoor mounting kit.

Web interface, MODBUS, outputs for optional electric/water heater or water/freon cooler.

Complete set of accessories: silencers, economizers, VAV, CAV, etc.

Operation by RH/CO₂/temperature/constant pressure/timer schedule.



Casing

- Double skin
- Frameless
- 40 mm mineral wool 90 kg/m³ for RH 800-6000 and with frame 50 mm for RH 9000
- Outer skin: zinc-aluminium
- Inner skin: zinc-aluminium
- EN1886 class: D1, T3, TB4

Heat exchanger

High-efficient rotary heat exchanger is available in two types:

- Condensing (aluminum) type – standard;
- Enthalpy type – optional.

Dampers

Optionally integrated automatic external dampers with **Belimo** drives.

BELIMO[®]

Filters

Panel filters ePM1 70% (ISO 16890)-F7 (EN779) on both supply and exhaust.

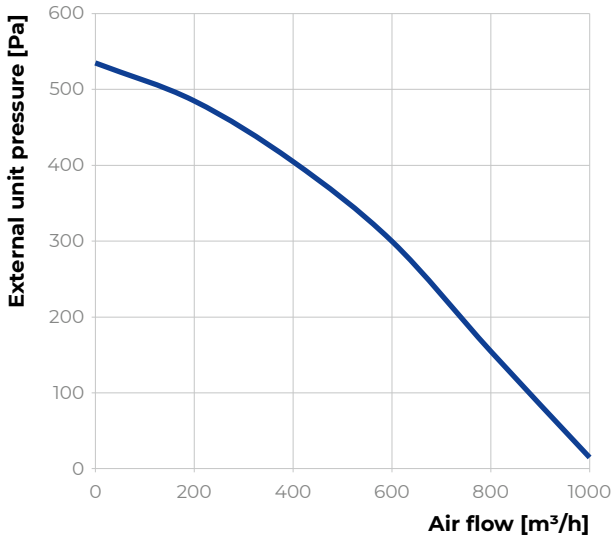
Technical data

	RH 800	RH 1200	RH 1500
Phase/voltage [50–60 Hz/VAC]	1~200/240		
Power/current [kW/A]	2×0.168/2.4	2×0.53/4.8	2×0.53/4.8
Fan speed [min ⁻¹]	2200	2470	2430
Permanent ambient temperature [°C]	-35...+50		
Motor protection	IP54		
Insulation class (motor)	F		
Filter class exhaust/supply standard (optional)	ePM1 70%/ePM1 70% (ISO 16890)-F7 (EN779)		
Weight (net, without packing) [kg]	418	418	547
Housing protection class	IP34		
Sound pressure level at 3 m to environment [dBA]	29	26	26
Transported air temperature [°C]	-25...+40		

	RH 2500	RH 3500	RH 5000
Phase/voltage [50–60 Hz/VAC]	1~200/240	3~380/480	3~380/480
Power/current [kW/A]	2×0.7/6.2	2×1.1/3.52	2×1.32/4.2
Fan speed [min ⁻¹]	2100	1800	1300
Permanent ambient temperature [°C]	-35...+50		
Motor protection	IP54		
Insulation class (motor)	F		
Filter class exhaust/supply standard (optional)	ePM1 70%/ePM1 70% (ISO 16890)-F7 (EN779)		
Weight (net, without packing) [kg]	547	723	1232
Housing protection class	IP34		
Sound pressure level at 3 m to environment [dBA]	33	35	26
Transported air temperature [°C]	-25...+40		

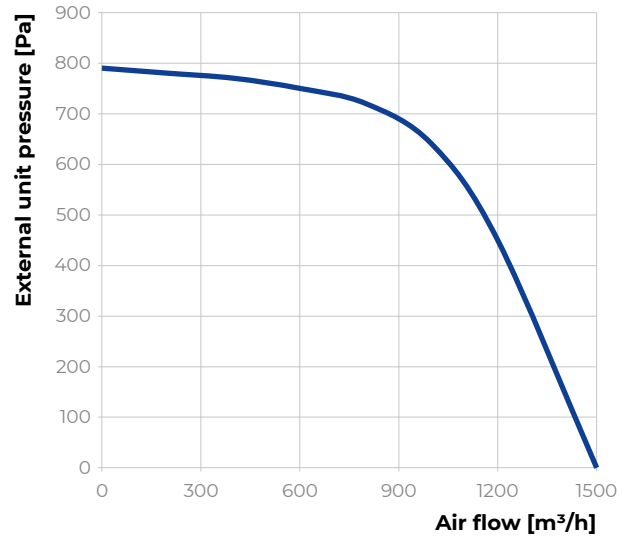
	RH 6000	RH 9000
Phase/voltage [50–60 Hz/VAC]	3~380/480	
Power/current [kW/A]	2×2.55/7.8	2×2.55/7.8
Fan speed [min ⁻¹]	1500	1700
Permanent ambient temperature [°C]	-35...+50	
Motor protection	IP54	
Insulation class (motor)	F	
Filter class exhaust/supply standard (optional)	ePM1 70%/ePM1 70% (ISO 16890)-F7 (EN779)	
Weight (net, without packing) [kg]	1232	2050
Housing protection class	IP34	
Sound pressure level at 3 m to environment [dBA]	28	47
Transported air temperature [°C]	-25...+40	

RH 800



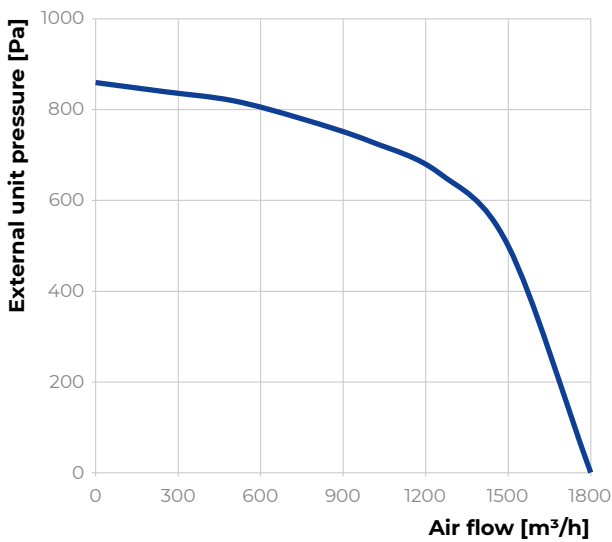
Additional pressure		RH 800
Water heater [Pa]		55
Water cooler [Pa]		68
Electric heater [Pa]		30
DX cooler [Pa]		68

RH 1200



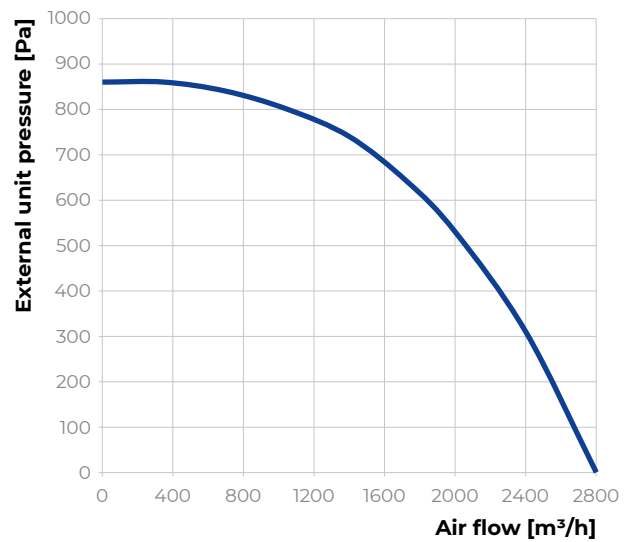
Additional pressure		RH 1200
Water heater [Pa]		55
Water cooler [Pa]		139
Electric heater [Pa]		30
DX cooler [Pa]		139

RH 1500



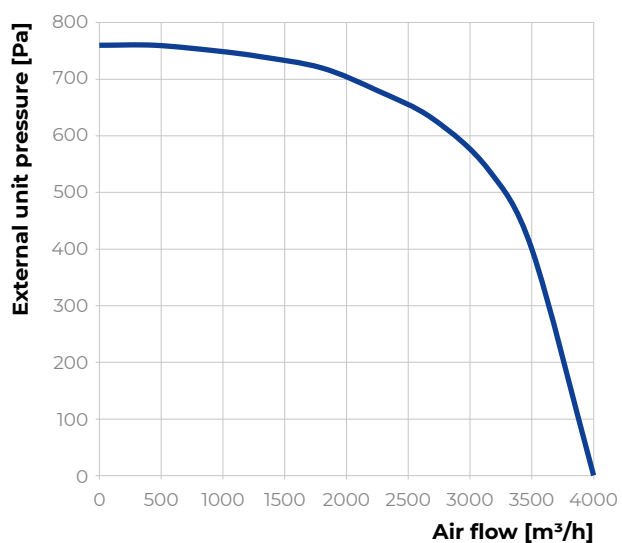
Additional pressure		RH 1500
Water heater [Pa]		55
Water cooler [Pa]		82
Electric heater [Pa]		30
DX cooler [Pa]		82

RH 2500



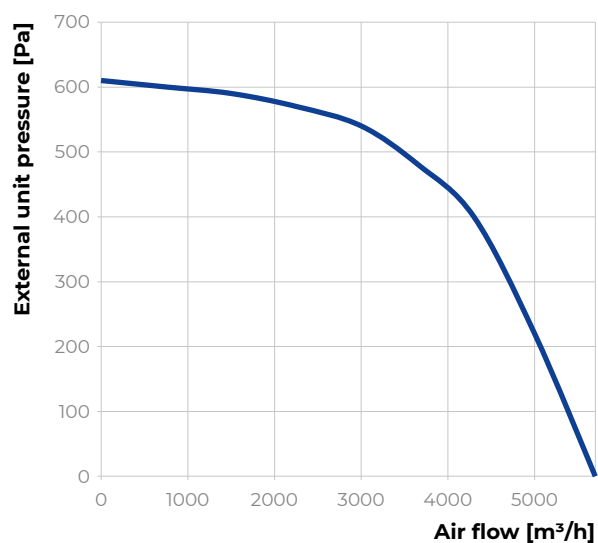
Additional pressure		RH 2500
Water heater [Pa]		60
Water cooler [Pa]		190
Electric heater [Pa]		30
DX cooler [Pa]		190

RH 3500



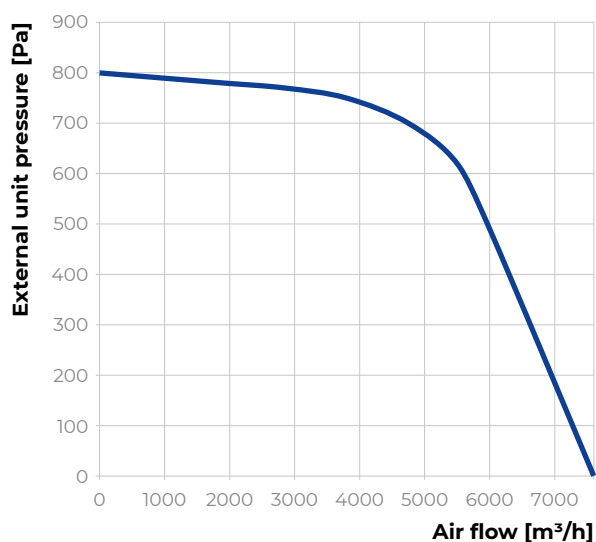
Additional pressure	RH 3500
Water heater [Pa]	55
Water cooler [Pa]	223
Electric heater [Pa]	30
DX cooler [Pa]	223

RH 5000



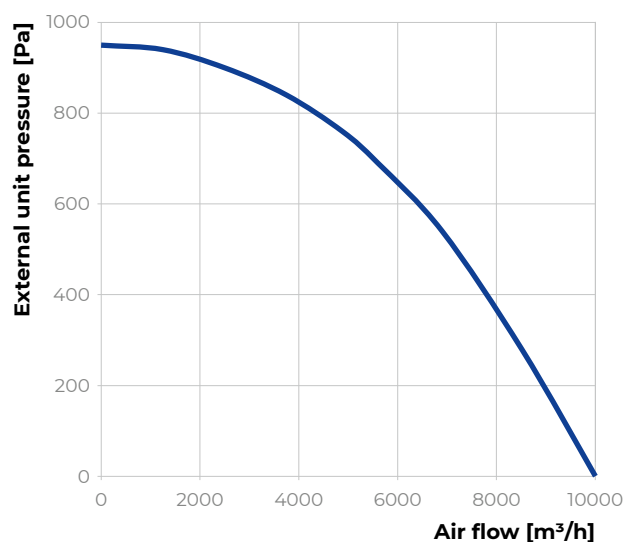
Additional pressure	RH 5000
Water heater [Pa]	50
Water cooler [Pa]	128
Electric heater [Pa]	30
DX cooler [Pa]	128

RH 6000



Additional pressure	RH 6000
Water heater [Pa]	60
Water cooler [Pa]	207
Electric heater [Pa]	30
DX cooler [Pa]	207

RH 9000



Additional pressure	RH 9000
Water heater [Pa]	60
Water cooler [Pa]	176
Electric heater [Pa]	30
DX cooler [Pa]	176

BLAUAIR RV

FLOOR MOUNTED HEAT RECOVERY UNITS



FEATURES


High-efficient EC fans, backward-curved, external rotor. Integrated plug-and-play controls.

High-efficient rotary heat exchanger of two types: condensing (aluminum) type and enthalpy type.

Web interface, MODBUS, outputs for optional electric/water heater or water/freon cooler.

Complete set of accessories: silencers, economizers, VAV, CAV, etc.

Operation by RH/CO₂/temperature/constant pressure/timer schedule.



Casing

- Double skin
- Frameless
- 40 mm mineral wool 90 kg/m³ for RV 800-6000
- Outer skin: zinc-aluminum
- Inner skin: zinc-aluminum
- EN1886 class: D1, T3, TB4

Heat exchanger

High-efficient rotary heat exchanger is available in two types:

- Condensing (aluminum) type – standard;
- Enthalpy type – optional.

Dampers

Optionally integrated automatic external dampers with **Belimo** drives.

BELIMO[®]

Filters

Panel filters ePM1 70% (ISO 16890)-F7 (EN779) on both supply and exhaust.

Technical data

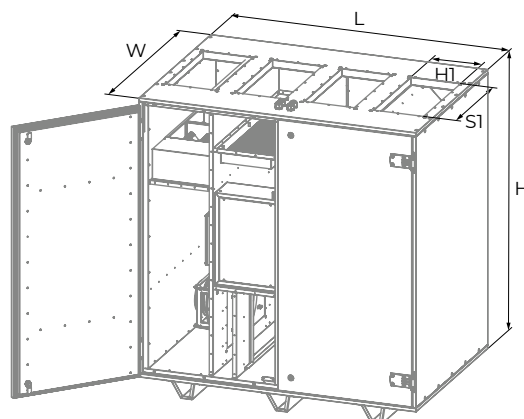
	RV 800	RV 1200
Phase/voltage [50–60 Hz/VAC]	1~200/240	
Power/current [kW/A]	2×0.168/2.4	2×0.53/4.8
Fan speed [min ⁻¹]	2200	2470
Permanent ambient temperature [°C]	-35...+50	
Motor protection	IP54	
Insulation class (motor)	F	
Filter class exhaust/supply standard (optional)	ePM1 70%/ePM1 70% (ISO 16890)-F7 (EN779)	
Weight (net, without packing) [kg]	270	270
Sound pressure level at 3 m to environment [dBA]	29	26

	RV 1500	RV 2500
Phase/voltage [50–60 Hz/VAC]	1~200/240	
Power/current [kW/A]	2×0.53/4.8	2×0.7/6.2
Fan speed [min ⁻¹]	2430	2100
Permanent ambient temperature [°C]	-35...+50	
Motor protection	IP54	
Insulation class (motor)	F	
Filter class exhaust/supply standard (optional)	ePM1 70%/ePM1 70% (ISO 16890)-F7 (EN779)	
Weight (net, without packing) [kg]	307	307
Sound pressure level at 3 m to environment [dBA]	26	33

	RV 3500	RV 5000	RV 6000
Phase/voltage [50–60 Hz/VAC]	3~380/480		
Power/current [kW/A]	2×1.1/3.52	2×1.32/4.2	2×2.55/7.8
Fan speed [min ⁻¹]	1800	1300	1500
Permanent ambient temperature [°C]	-35...+50		
Motor protection	IP54		
Insulation class (motor)	F		
Filter class exhaust/supply standard (optional)	ePM1 70%/ePM1 70% (ISO 16890)-F7 (EN779)		
Weight (net, without packing) [kg]	405	715	715
Sound pressure level at 3 m to environment [dBA]	35	26	28

Dimensions [mm]



	L	W	H	H1	S1
RV 800	1140	785	1250	Ø 250	–
RV 1200	1140	785	1250	Ø 250	–
RV 1500	1400	960	1400	250	500
RV 2500	1400	960	1400	250	500
RV 3500	1600	1290	1860	300	600
RV 5000	1910	1390	2090	350	1000
RV 6000	1910	1390	2090	350	1000



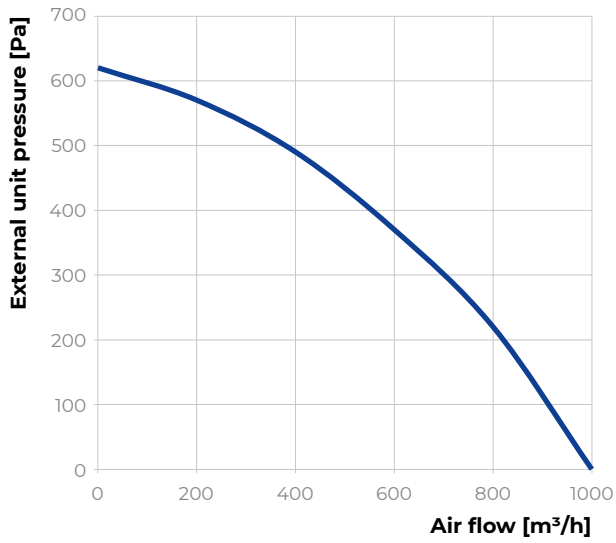
Connectors and adapters dimensions [mm]

	Flexible connection	Damper	Adapter
RV 800 / RV 1200	Ø 250	Ø 250	Ø 250 / 500×250
RV 1500 / RV 2500	500×250	500×250	500×250 / 600×350
RV 3500	600×300	600×300	600×300 / 600×350
RV 5000 / RV 6000	1000×350	1000×350	1000×350 / 1000×500

Additional coil sections dimensions (H×W [mm])

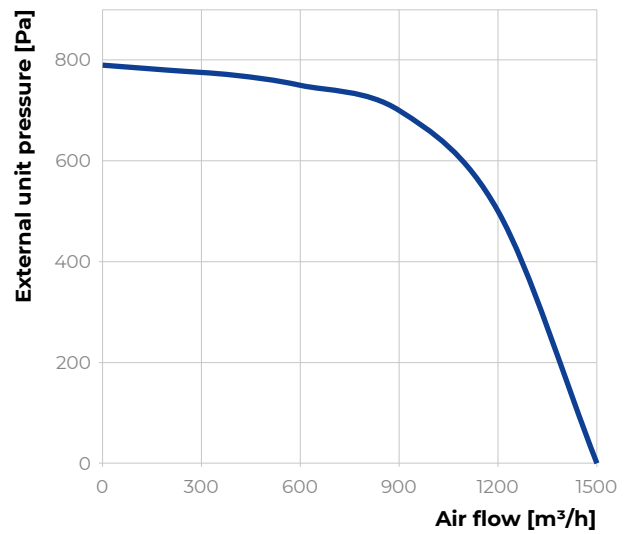
		RV 800	RV 1200	RV 1500	RV 2500	RV 3500	RV 5000	RV 6000
Water cooler CW-3		500×250	500×250	600×350	600×350	600×350	1000×500	1000×500
DX cooler CDX-3		500×250	500×250	600×350	600×350	600×350	1000×500	1000×500

RV 800



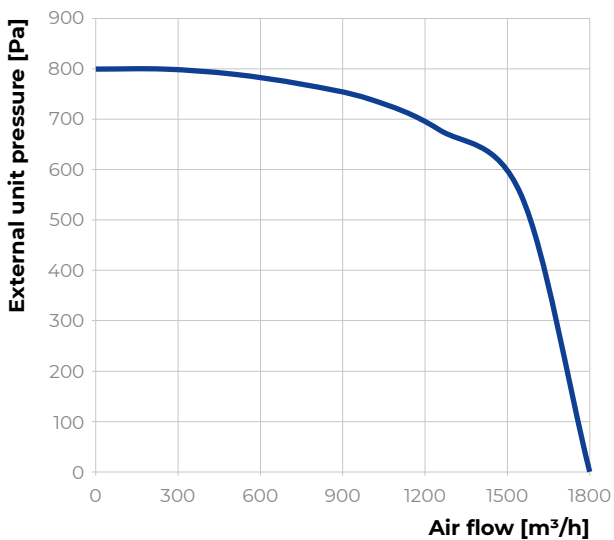
Additional pressure	RV 800
Water heater [Pa]	50
Water cooler [Pa]	68
Electric heater [Pa]	30
DX cooler [Pa]	68

RV 1200



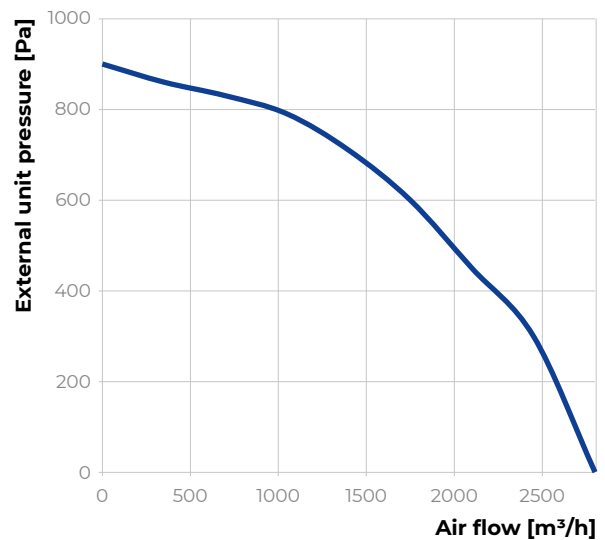
Additional pressure	RV 1200
Water heater [Pa]	50
Water cooler [Pa]	139
Electric heater [Pa]	30
DX cooler [Pa]	139

RV 1500



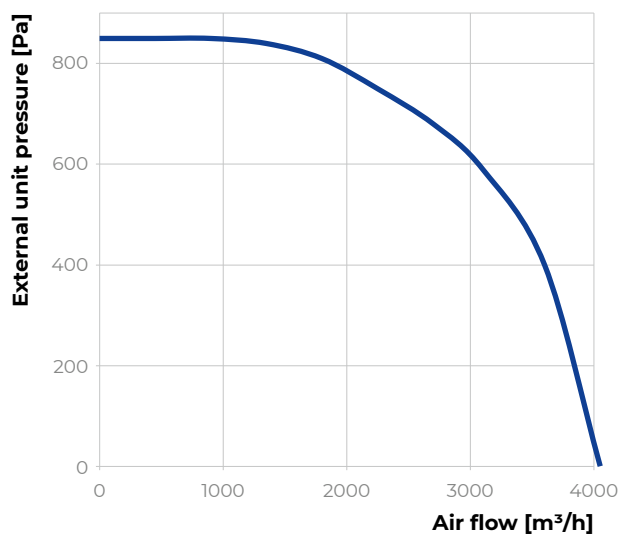
Additional pressure	RV 1500
Water heater [Pa]	50
Water cooler [Pa]	82
Electric heater [Pa]	30
DX cooler [Pa]	82

RV 2500



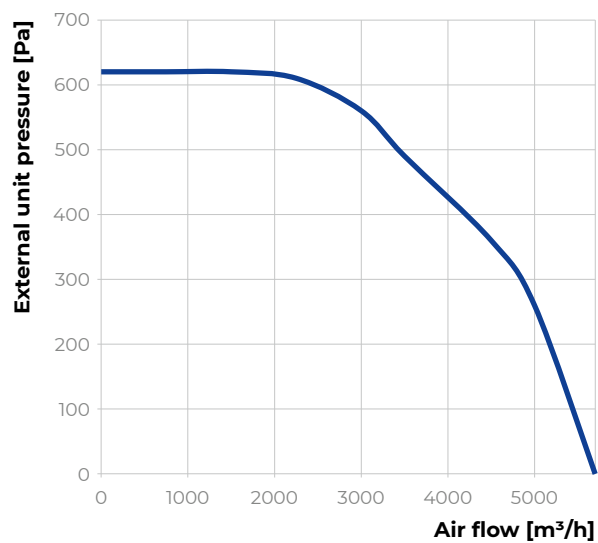
Additional pressure	RV 2500
Water heater [Pa]	60
Water cooler [Pa]	204
Electric heater [Pa]	30
DX cooler [Pa]	204

RV 3500



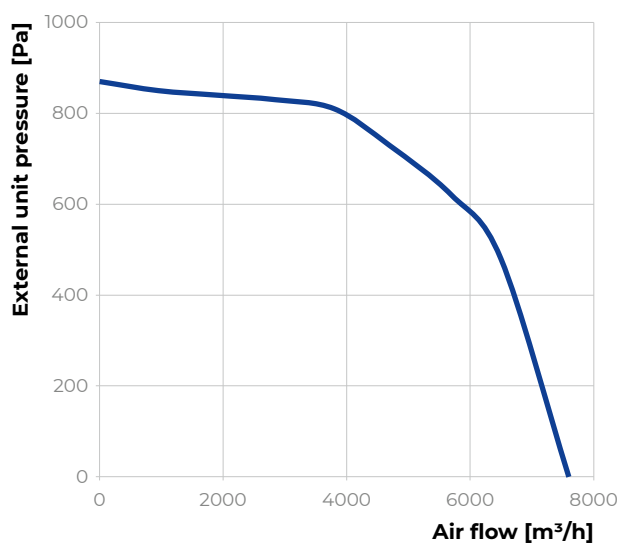
Additional pressure	RV 3500
Water heater [Pa]	60
Water cooler [Pa]	286
Electric heater [Pa]	30
DX cooler [Pa]	286

RV 5000

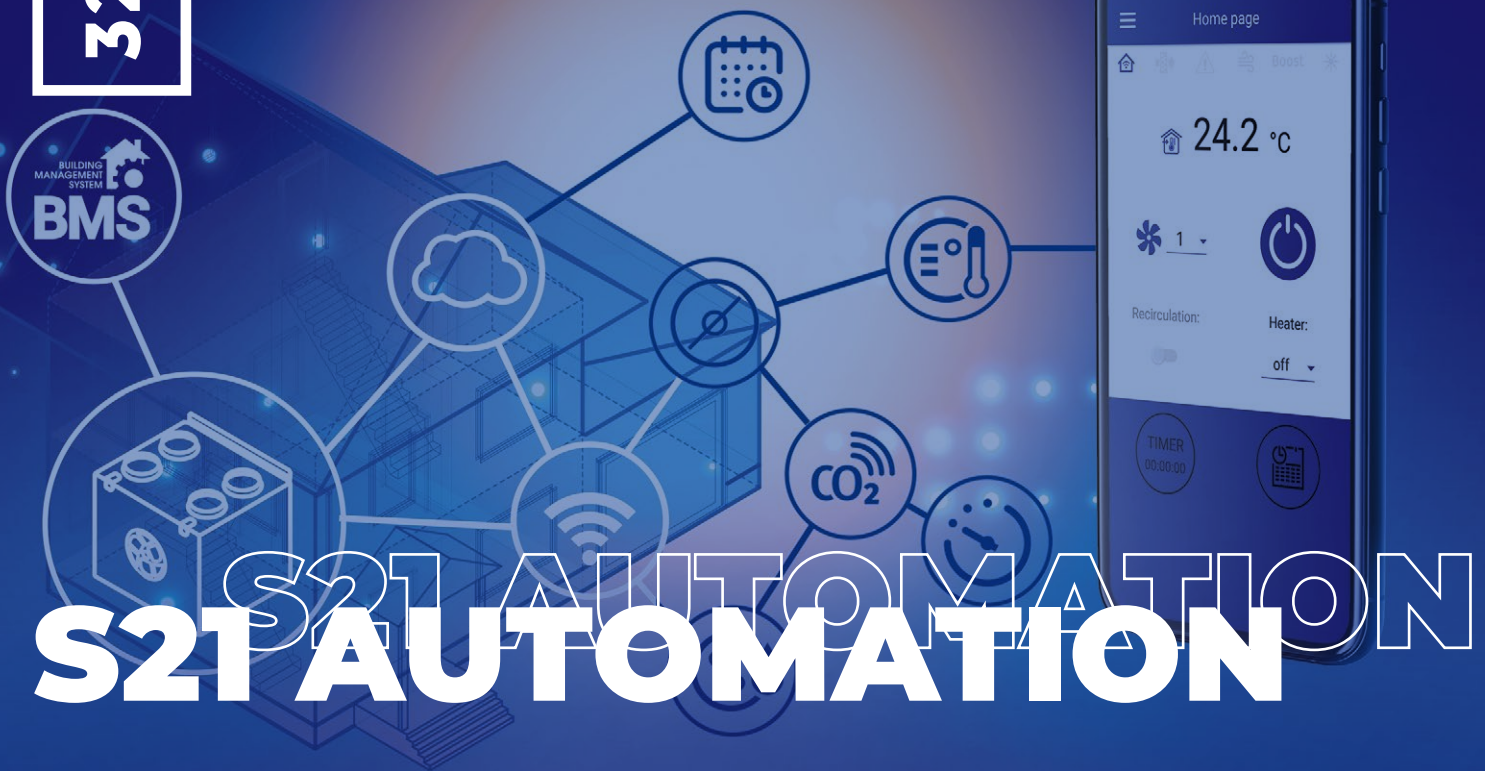


Additional pressure	RV 5000
Water heater [Pa]	50
Water cooler [Pa]	149
Electric heater [Pa]	30
DX cooler [Pa]	149

RV 6000



Additional pressure	RV 6000
Water heater [Pa]	60
Water cooler [Pa]	207
Electric heater [Pa]	30
DX cooler [Pa]	207



S21 AUTOMATION

Control and automation


The **BlauAir S21** units are equipped with an integrated automation system. The remote control panel is not included in the delivery set (sold separately).

The S21 controller allows integrating the unit into the **Smart Home** system or **BMS (Building Management System)**.

The unit can be controlled by the **Blaubeerg AHU** mobile application via Wi-Fi.






Download the Blaubeerg AHU app for Android



Download the Blaubeerg AHU app for iOS



Functions	
Unit control via Wi-Fi using a mobile application	+
Unit control via a wired remote control panel	 S22 control panel (option)
Unit control via a wireless remote control panel	 S22 Wi-Fi control panel (option)
Unit control via a remote wired LCD control panel	 S25 control panel (option)
BMS (Building Management System)	RS-485
	Wi-Fi
	Ethernet
	MODBUS (RTU, TCP)
Blauberg Cloud Server service	+
Speed selection	+
Filter replacement indication	by filter timer
	by filter clogging differential pressure switch
Alarm indication	full alarm description in the mobile application
Week-scheduled operation	+
Bypass	automatic
	manual
Timer	+
Boost mode	+
Fireplace mode	+
Freeze protection	through cyclic stops of the supply fan
	through preheating (option)
Reheater connection	option
Cooler connection	option
Minimum supply air temperature control	+
Humidity control	option
CO ₂ control	option
VOC control	option
PM2.5 control	option
Fire alarm sensor connection	option



Select the unit online in a few clicks
and get full technical data at
blaubergselector.com



blaubergventilatoren.net

Blauberg Ventilatoren GmbH
Stäblistraße 6
81477 Munich, Germany
HRB 203341
info@blaubergventilatoren.net

Technical changes reserved.
Illustrations and texts are non-binding.

2|2025

