

SOLO A35 S4 PRO R

WALL VENTS

Features

- Wall ventilator with heat and energy recovery.
- Supply clean fresh air to the premises.
- Remove stale extract air from the premise.
- Clean the air of dust and insects.
- Prevent penetration of excessive humidity and appearance of mould.
- Protect against outdoor noise.
- Recover heat and provide humidity balance inside.
- Reduce the heating costs in winter and air conditioning costs in summer.
- Low energy demand.



Air flow:
up to 46 m³/h
13 l/s



Heat recovery efficiency:
up to 85 %



Power: from 1.20 W
SFP: from 0.27 W/l/s



Noise level:
from 27 dBA



Design

FAN

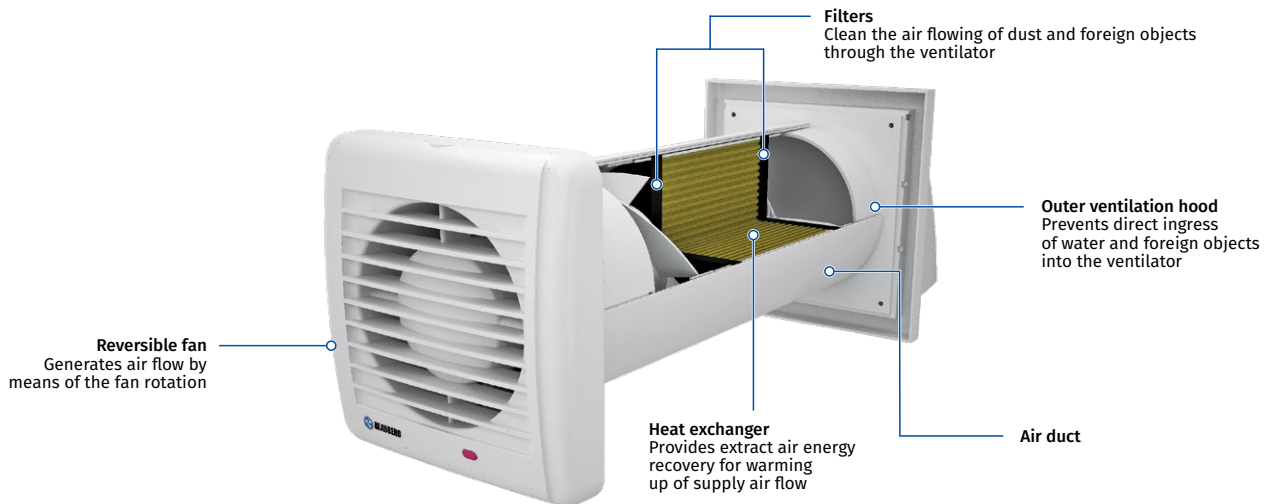
- Air is supplied or extracted by a reversible axial fan with EC motor. Due to EC technology the fan is distinguished with low energy demand. The motor has overheating protection and ball bearings for longer service life.

AIR FILTERS

- Two built-in filters with total filter class G3 are used to clean supply and extract air flows. The filters ensure fresh air cleaning of dust and insects and prevent the ventilator parts from soiling. The filters are cleaned either with a vacuum cleaner or flushed with water.

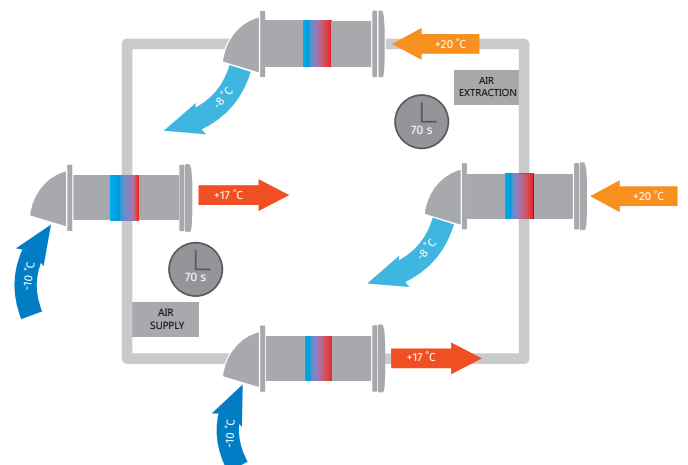
ENERGY HEAT EXCHANGER

- The high-technology ceramic energy heat exchanger with recovery efficiency up to 85 % is used for extract air heat energy recovery and supply air heating.



Operation logic

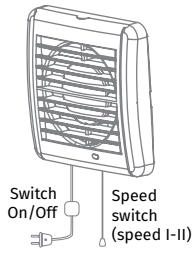
- Energy is recovered due to reversing operation of the ventilator, which consists of two cycles:
- **CYCLE I.** As warm stale extract air flows through the ceramic heat exchanger, it heats up and moisturizes the heat exchanger. In 70 seconds as the ceramic heat exchanger gets warmed the ventilator automatically switches to Air Supply mode.
- **CYCLE II.** Fresh, cold intake air from outside flows through the ceramic heat exchanger, absorbs accumulated moisture and is heated to the room temperature. In 70 seconds as the heat exchanger gets cooled down, the ventilator switches to Air Extract mode and the cycle is renewed.
- The Air Supply and the Air Extract modes are switched every 70 seconds.



SOLO A35 S4 PRO R

WALL VENTS

Control

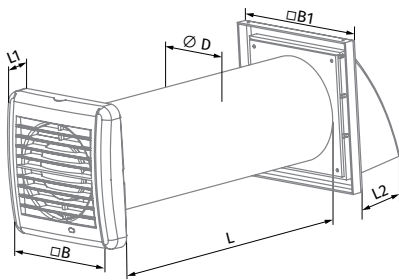


Technical data

Parameters	Solo A35 S4 Pro R Solo A35 L S4 Pro R	
	I	II
Speed	I	II
Voltage [V / 50 (60) Hz]	220-240	
Power [W]	1.20	1.70
Current [A]	0.019	0.025
Maximum air flow [m³/h (l/s)]	30 (8)	46 (13)
SFP [W/l/s]	0.29	0.27
Sound pressure level at 3 m distance [dBA]	27	32
Transported air temperature [°C]	-15...+40	
Heat recovery efficiency [%]	up to 85	
Heat exchanger type	Ceramic	
Ingress protection rating	IP24	

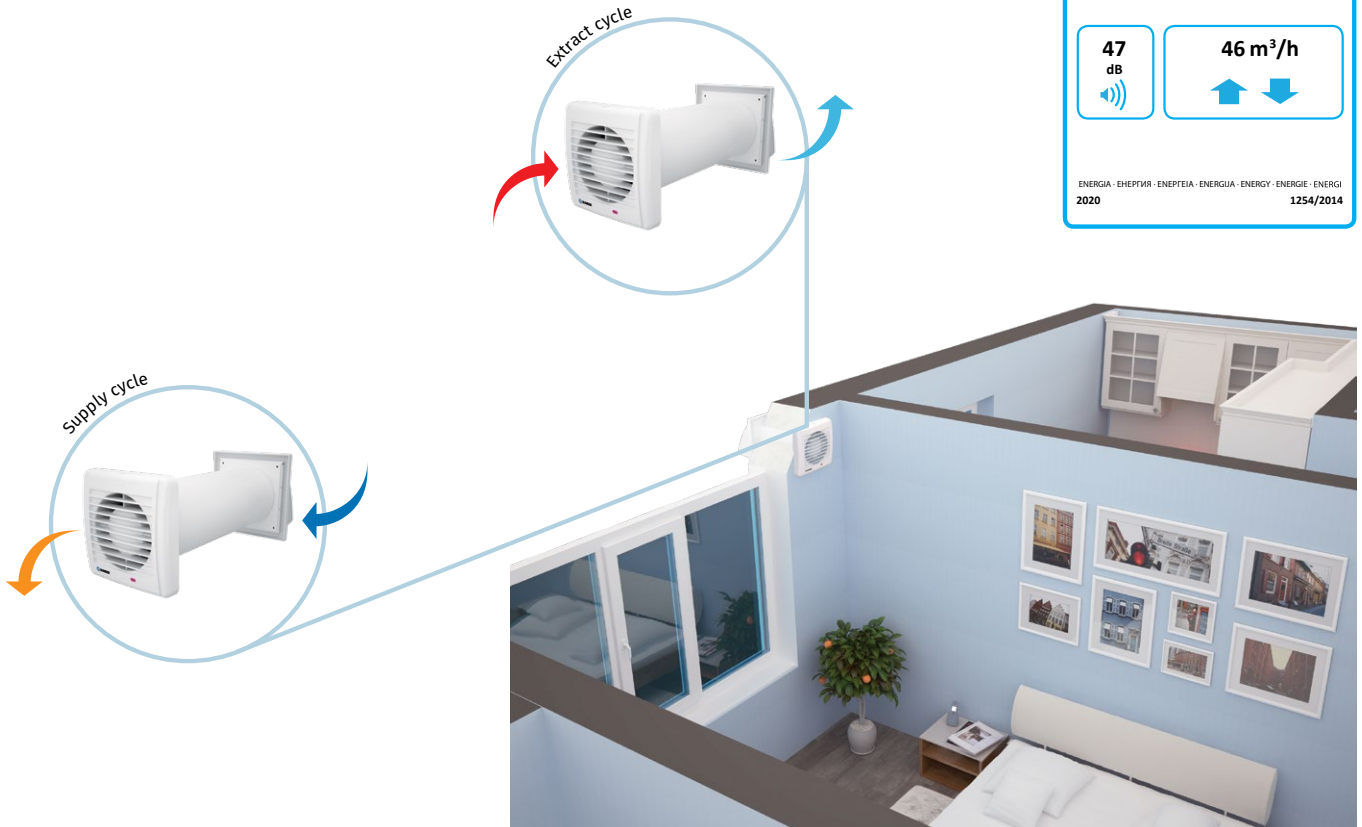


Overall dimensions [mm]



Model	Ø D	B	B1	L	L1	L2
Solo A35 S4 Pro R	106	150	153	305-380	30	84
Solo A35 L S4 Pro R	106	150	153	305-700	30	84

Mounting example



ENERG
енергия · енергид
IE IA

BLAUBERG Solo A35 S4 Pro R

A+

A

B

C

D

E

F

G

A

47
dB

46 m³/h

ENERGIA - ЕНЕРГИЯ - ЕΝΕΡΓΕΙΑ - ENERGIJA - ENERGI - ENERGIJE - ENERGI
2020 1254/2014