



Inline centrifugal fans

Box

Air capacity – up to 553 m³/h



Use

- Supply and exhaust ventilation systems installed in small premises.
- Mounting in limited space.
- Compatible with \varnothing 100 up to 160 mm round air ducts.

Design

- Compact steel casing covered with special polymer coating.
- Casing height from 110 up to 175 mm depending on the modification.
- Aerodynamically shaped casing.
- External terminal block for power supply.
- A hinged cover plate provides easy access to the motor with no need to dismantle the fans and air ducts.
- Connecting spigots are equipped with rubber seals.

Motor

- Single-phase external rotor motor with a centrifugal impeller with backward curved blades.
- Equipped with ball bearings for longer service life.
- Integrated thermal protection with automatic restart.
- Dynamically balanced turbine.

Speed control

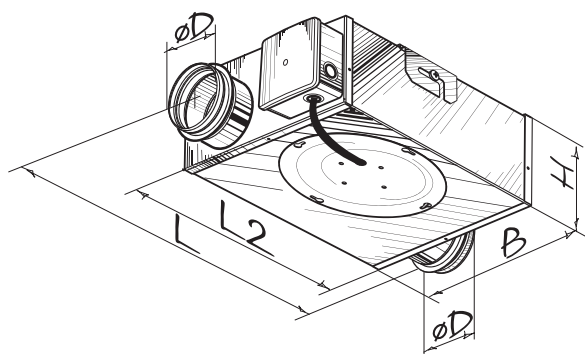
- Smooth speed control with an external thyristor controller or step speed control with an external auto transformer (both available upon separate order).

Mounting

- Due to compact design the fan is the ideal solution for mounting in limited spaces, including the space behind false ceiling.
- Any mounting position.
- Wall or ceiling mounting with a fixing bracket supplied as a standard.
- Flexible air ducts are fixed on fan spigots with clamps.







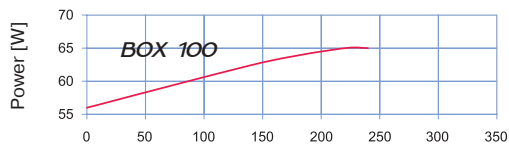
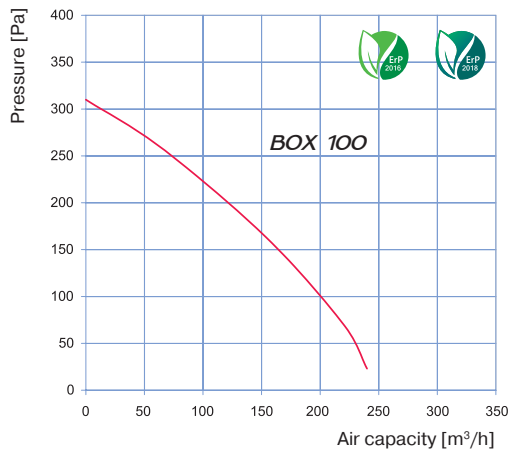
Overall dimensions



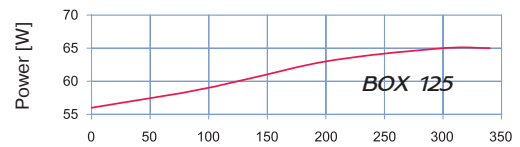
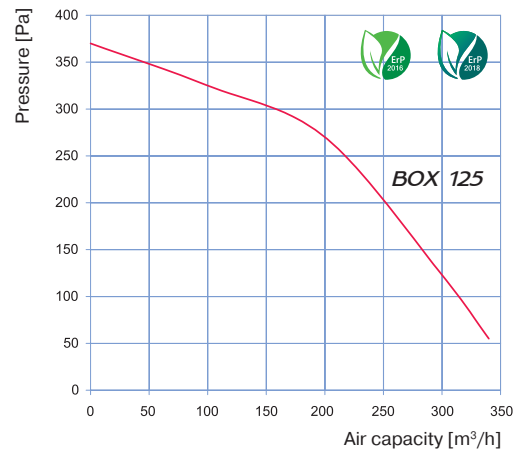
Type	Dimensions [mm]					Weight [kg]
	\varnothing D	B	H	L	L2	
Box 100	99	252	133	420	321	4.65
Box 125	124	252	133	420	321	4.55
Box 150	149	300	170	480	382	6.35
Box 160	159	300	170	480	382	6.6

Specifications

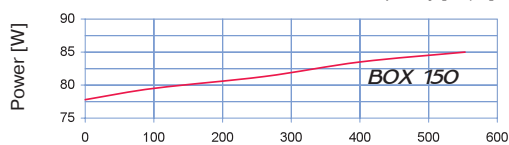
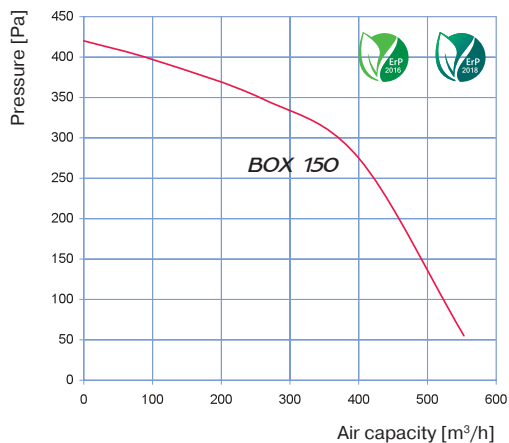
Parameters	Box 100 	Box 125 	Box 150 	Box 160 
Voltage [V / 50 Hz]	230	230	230	230
Power [W]	58	58	85	85
Current [A]	0.26	0.26	0.38	0.38
Maximum air capacity [m ³ /h]	240	340	553	553
RPM [min ⁻¹]	2500	2500	2600	2600
Sound pressure level at 3 m distance [dBA]	47	48	50	50
Max. operating temperature [°C]	-25 +50	-25 +50	-25 +40	-25 +40
SEC class	C	B		
Ingress protection rating	IPX4	IPX4	IPX4	IPX4



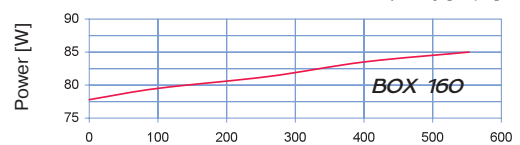
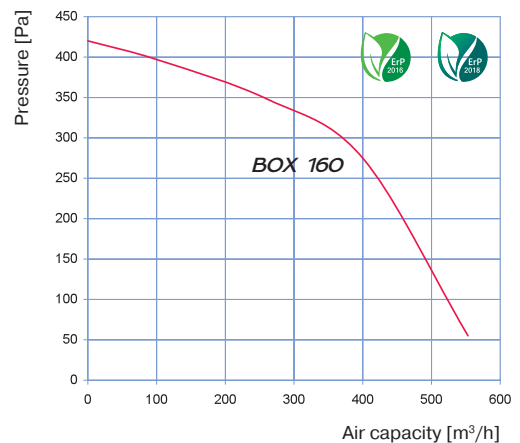
Sound-power level	Octave-frequency band [Hz]								
	Gen	63	125	250	500	1000	2000	4000	8000
L _{WA} to inlet, [dBA]	58	53	55	53	51	51	54	53	48
L _{WA} to outlet, [dBA]	66	51	51	54	56	64	61	56	52
L _{WA} to environment, [dBA]	51	38	37	42	43	46	41	40	32



Sound-power level	Octave-frequency band [Hz]								
	Gen	63	125	250	500	1000	2000	4000	8000
L _{WA} to inlet, [dBA]	63	53	51	56	56	53	54	51	49
L _{WA} to outlet, [dBA]	65	49	49	59	57	62	61	56	53
L _{WA} to environment, [dBA]	48	38	40	42	41	43	42	37	33



Sound-power level	Octave-frequency band [Hz]								
	Gen	63	125	250	500	1000	2000	4000	8000
L _{WA} to inlet, [dBA]	62	51	51	58	56	54	54	52	51
L _{WA} to outlet, [dBA]	66	45	46	60	56	61	61	55	54
L _{WA} to environment, [dBA]	49	36	38	44	44	42	41	38	35



Sound-power level	Octave-frequency band [Hz]								
	Gen	63	125	250	500	1000	2000	4000	8000
L _{WA} to inlet, [dBA]	64	52	51	59	57	54	55	54	50
L _{WA} to outlet, [dBA]	69	47	46	58	59	65	61	57	55
L _{WA} to environment, [dBA]	52	40	37	42	43	44	43	36	33