

**Only** 2.7 W  
21 dB(A)



*Brise Magic 100*

■ **Use**

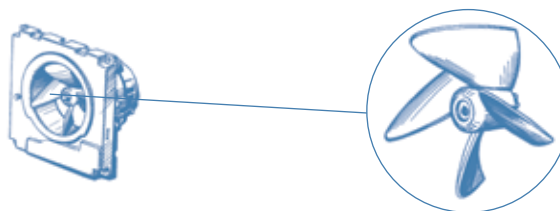
- Extract fans

■ **Application**


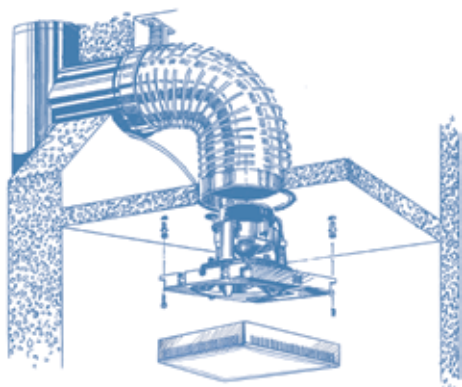
- Residential premises
- Flats, cottages
- Offices
- Utility spaces
- Trade premises
- Restaurants
- Health care facilities
- Child care facilities

■ **Features**

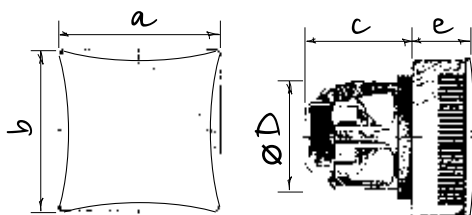
- Low energy consumption of the motor (27 W) designed by BLAUBERG engineers
- Noiseless impeller blades have the shape of the submarine propeller, thereby ensuring high performance and minimum noise level (21 dB(A))



- Removable decorative panels with paintable surface
- Easy and quick replacement of the front panel
- 10 year warranty for non-stop operation

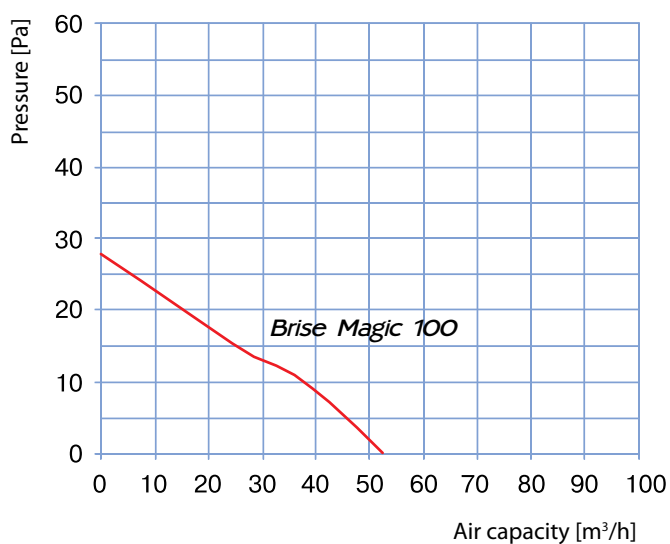


## Overall and mounting dimensions



Model	Dimensions [mm]				
	a	b	c	D	e
Brise Magic 100	160	160	85	96	55

## Technical data




Parameters	Brise Magic 100
Voltage [V]	220-240
Power [W]	2.7
Air capacity [m³/h]	53
Sound pressure level at 3 m [dB(A)]	21



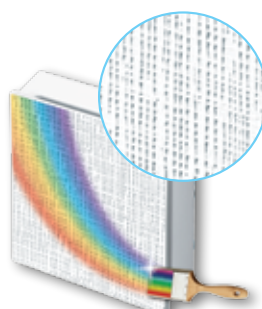
## Decorative front panels (supplied separately):



DP Brise Magic 100



DP Brise Magic Amonit 100



DP Brise Magic Line 100



DP Brise Magic Bamboo 100