

# DECO

## CLASSIC MODELS

### Features



- o Wall and ceiling mounting
- o Low noise impeller
- o Easy maintenance
- o Continuous operation
- o Backdraft damper
- o Ball bearing motor
- o 5 year warranty



**Air flow:**  
up to 298 m<sup>3</sup>/h  
83 l/s



**Power:**  
from 14 W  
**SFP:**  
from 0.29 W/l/s



**Noise level:**  
from 37 dBA



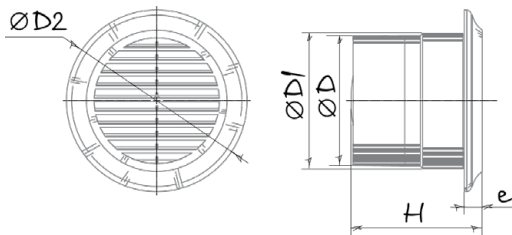
### Options



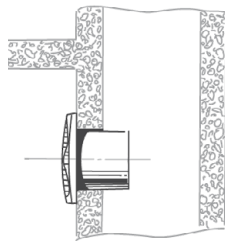
Model	Deco 100/125/150
Option	T
Timer	•

- o Turn-off delay adjustable from 2 to 30 min.

### Overall dimensions and mounting



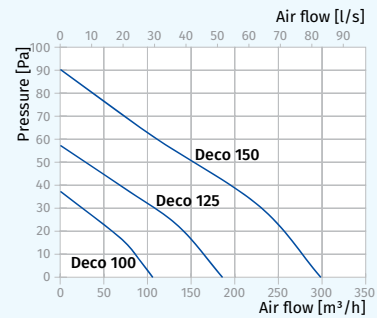
Dimensions [mm]	Ø D	Ø D1	Ø D2	H	e
Deco 100	99	100.4	140	128.5	14
Deco 125	123.5	128.6	165	133.5	14
Deco 150	149.5	154	188.5	145	14



### Technical data

Model	Deco 100	Deco 125	Deco 150
Voltage [V/Hz]	220-240/50	220-240/50	220-240/50
Power [W]	14	16	24
Current [A]	0.085	0.1	0.13
RPM [min <sup>-1</sup> ]	2300	2400	2400
Air flow [m <sup>3</sup> /h (l/s)]	105 (29)	185 (51)	298 (83)
SFP [W/l/s]	0.48	0.31	0.29
Sound pressure level [dBA]*	37	38	40

\* Sound pressure level measured in free space at a distance of 3 meters from the fan.



### Designation key

Deco	125	T
Model	Spigot diameter	Option

### Accessories

#### Duct system

#### Flexible air ducts

#### Grilles and hoods

#### Speed controllers

#### Clamps



BlauPlast



BlauFlex



Decor, GM



CDT E1.8



MCD 60/0.3



K, KZ