



Sound-insulated centrifugal fans

Iso-B

Air capacity – up to 2150 m³/h



■ Use

- ❑ Supply and exhaust ventilation systems installed in premises with high requirements to the noise level.
- ❑ Compatible with Ø 100 up to 315 mm round air ducts.
- ❑ Suitable for limited mounting space.

■ Design

- ❑ Galvanized steel casing internally filled with 30 mm thermal- and sound-insulating layer made of non-flammable foamed polyurethane.
- ❑ Connecting spigots are equipped with rubber seals.
- ❑ Fixing brackets for easy mounting.

■ Motor

- ❑ Two-pole external rotor asynchronous motor with centrifugal impeller and backward curved blades.
- ❑ The motor is installed on specially designed vibration-damping mounts to absorb vibration and noise.
- ❑ Equipped with ball bearings for longer service life.
- ❑ Integrated thermal protection with automatic restart.
- ❑ Dynamically balanced turbine.

■ Speed control

- ❑ Smooth speed control with an external thyristor controller or step speed control with an external auto transformer (both available upon separate order).

■ Mounting

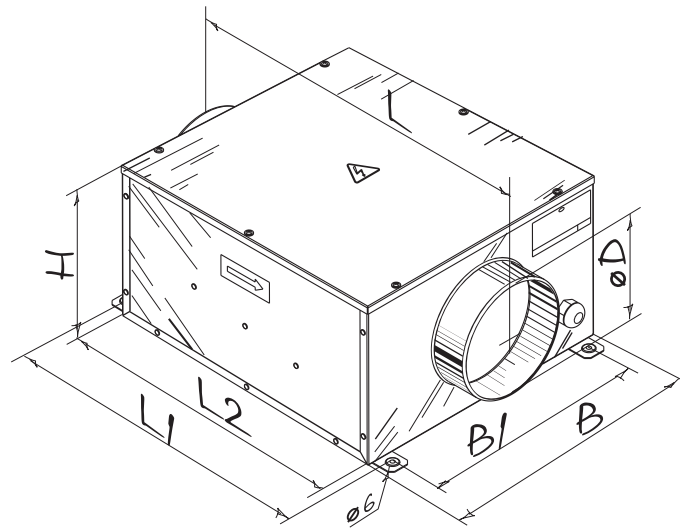
- ❑ Mounting in any position.
- ❑ Fixed to wall or ceiling with a fixing bracket supplied as a standard.
- ❑ Flexible air ducts are fixed on fan spigots with clamps.
- ❑ Power is supplied through an external terminal box

■ Modifications and options



- ❑ **G** – temperature and speed controller with external temperature sensor fixed on 4 m cable. The fan is equipped with a power cord with a socket or a plug (**G1**).
- ❑ **G1** – temperature and speed controller with a sensor built into the fan casing. The fan is equipped with a power cord with a socket or plug (**G11**). G and G1 options are used for automatic speed control depending on indoor temperature. The best ventilation solution for the premises requiring permanent temperature control as greenhouses, orangeries, etc.
- ❑ **W** – the fan is equipped with a power cord and a socket or plug (**W1**).
- ❑ **max** – high-powered motor.

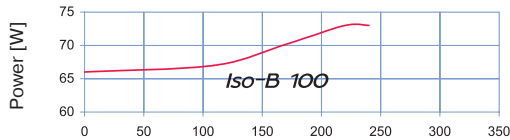
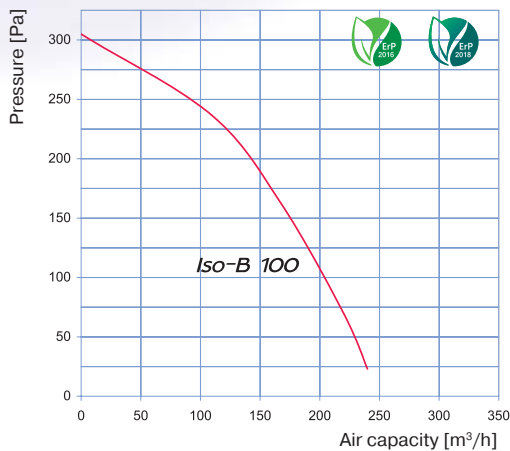
■ Overall dimensions

Type	Dimensions [mm]							Weight [kg]
	øD	B	B1	H	L	L1	L2	
Iso-B 100	99	322	280	192	447	380	350	5.4
Iso-B 125	124	322	280	192	447	380	350	5.4
Iso-B 150	149	352	310	212	477	410	380	6.4
Iso-B 160	159	352	310	212	477	410	380	6.4
Iso-B 200	199	432	368	287	588	506	480	10.0
Iso-B 200 max	199	432	368	287	588	506	480	12.0
Iso-B 250	249	432	368	287	588	506	480	12.5
Iso-B 315	314	502	438	397	648	566	540	15.5

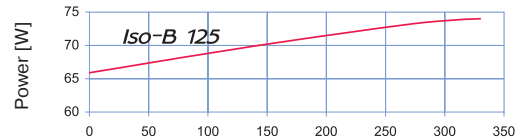
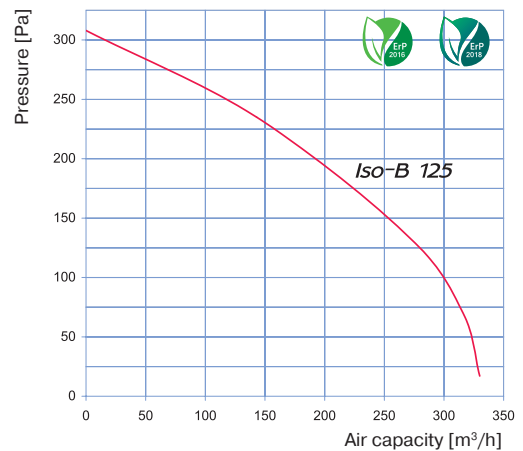


Specifications

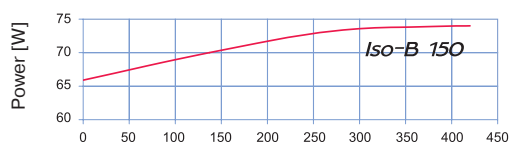
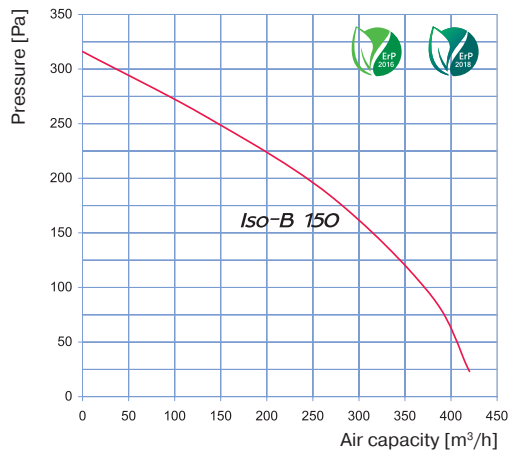
Parameters	Iso-B 100 	Iso-B 125 	Iso-B 150 	Iso-B 160 
Voltage [V / 50 Hz]	230	230	230	230
Power [W]	73	73	72	75
Current [A]	0.32	0.32	0.32	0.33
Maximum air capacity [m ³ /h]	240	330	420	420
RPM [min ⁻¹]	2560	2590	2600	2690
Sound pressure level at 3 m distance [dBA]	33	35	36	36
Max. operating temperature [°C]	-25 +55	-25 +55	-25 +55	-25 +55
SEC class	C			
Ingress protection rating	IPX4	IPX4	IPX4	IPX4



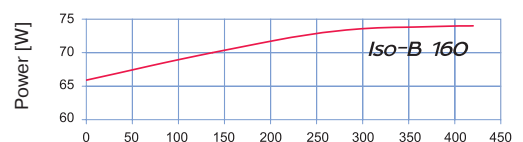
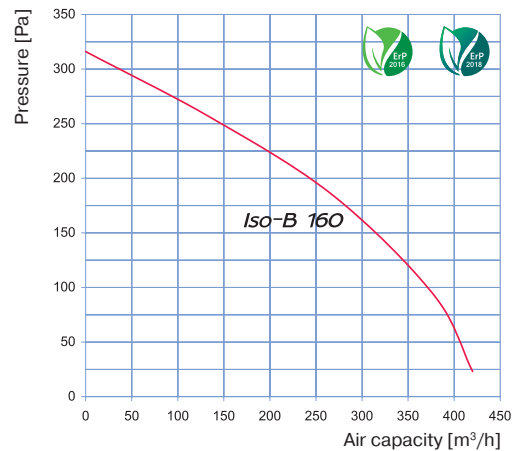
Sound-power level	Octave-frequency band [Hz]								
	Gen	63	125	250	500	1000	2000	4000	8000
L _{WA} to inlet, [dBA]	59	53	57	54	52	51	54	51	47
L _{WA} to outlet, [dBA]	68	49	50	53	56	66	63	56	54
L _{WA} to environment, [dBA]	40	27	29	32	31	34	29	29	20



Sound-power level	Octave-frequency band [Hz]								
	Gen	63	125	250	500	1000	2000	4000	8000
L _{WA} to inlet, [dBA]	64	51	51	54	56	54	55	53	51
L _{WA} to outlet, [dBA]	65	50	49	59	55	61	61	58	51
L _{WA} to environment, [dBA]	38	29	32	33	33	33	31	28	25







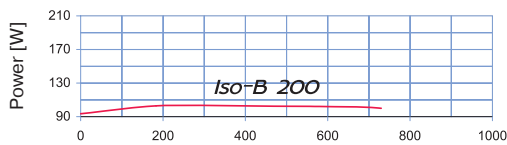
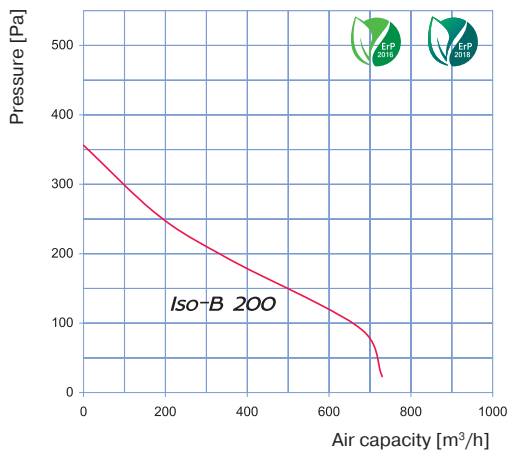
Sound-power level	Octave-frequency band [Hz]								
	Gen	63	125	250	500	1000	2000	4000	8000
L _{WA} to inlet, [dBA]	62	49	50	58	56	54	55	52	50
L _{WA} to outlet, [dBA]	66	43	44	59	55	62	60	55	53
L _{WA} to environment, [dBA]	41	26	30	35	34	34	30	26	25



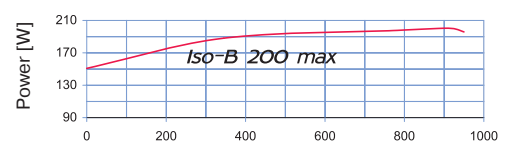
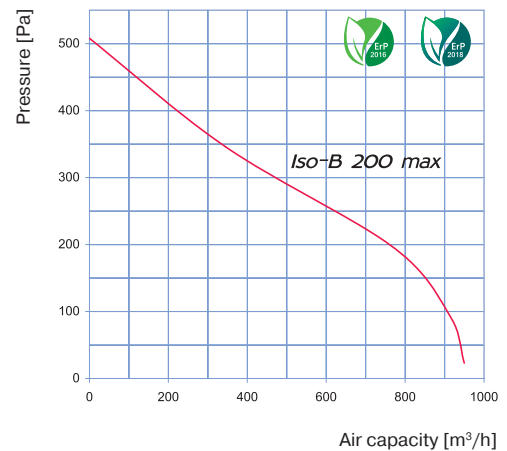
Sound-power level	Octave-frequency band [Hz]								
	Gen	63	125	250	500	1000	2000	4000	8000
L _{WA} to inlet, [dBA]	62	50	51	60	56	52	55	54	51
L _{WA} to outlet, [dBA]	68	48	47	57	60	67	63	59	56
L _{WA} to environment, [dBA]	41	28	26	32	33	36	34	25	23

Specifications

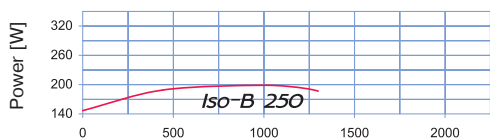
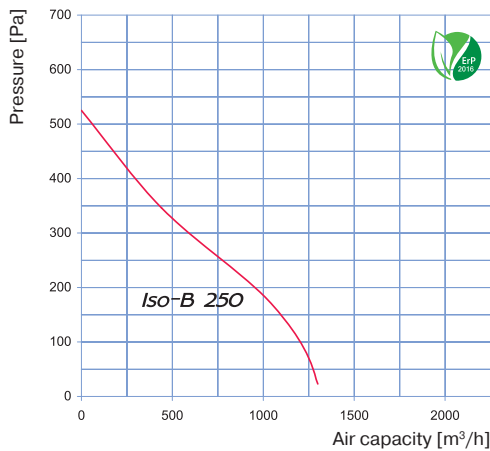
Parameters	Iso-B 200 	Iso-B 200 max 	Iso-B 250 	Iso-B 315 
Voltage [V / 50 Hz]	230	230	230	230
Power [W]	103	195	198	322
Current [A]	0.45	0.85	0.87	1.40
Maximum air capacity [m ³ /h]	730	950	1300	2150
RPM [min ⁻¹]	2550	2570	2420	2670
Sound pressure level at 3 m distance [dBA]	38	41	41	43
Max. operating temperature [°C]	-25 +50	-25 +45	-25 +50	-25 +45
SEC class	B		-	-
Ingress protection rating	IPX4	IPX4	IPX4	IPX4



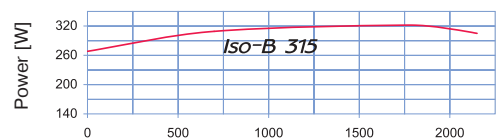
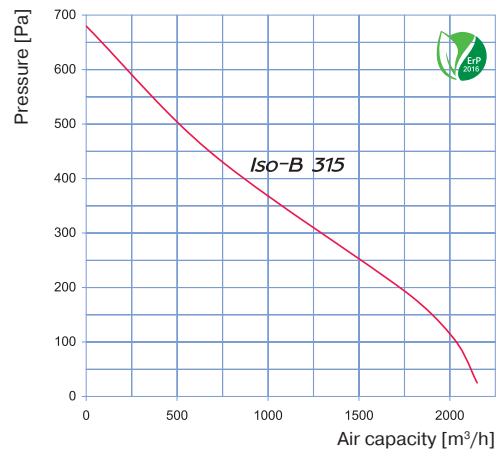
Sound-power level	Octave-frequency band [Hz]								
	Gen	63	125	250	500	1000	2000	4000	8000
L _{WA} to inlet, [dBA]	52	37	38	45	45	39	39	36	26
L _{WA} to outlet, [dBA]	67	49	46	55	64	59	60	53	41
L _{WA} to environment, [dBA]	43	33	35	33	38	25	31	25	25



Sound-power level	Octave-frequency band [Hz]								
	Gen	63	125	250	500	1000	2000	4000	8000
L _{WA} to inlet, [dBA]	53	41	43	53	51	47	44	44	36
L _{WA} to outlet, [dBA]	70	48	49	57	68	65	63	58	51
L _{WA} to environment, [dBA]	45	29	32	37	40	27	29	26	27



Sound-power level	Octave-frequency band [Hz]								
	Gen	63	125	250	500	1000	2000	4000	8000
L _{WA} to inlet, [dBA]	59	44	45	54	51	47	45	45	38
L _{WA} to outlet, [dBA]	74	51	51	62	70	67	64	61	55
L _{WA} to environment, [dBA]	46	33	36	41	42	30	26	23	27



Sound-power level	Octave-frequency band [Hz]								
	Gen	63	125	250	500	1000	2000	4000	8000
L _{WA} to inlet, [dBA]	59	45	47	56	47	48	50	44	40
L _{WA} to outlet, [dBA]	75	52	51	59	68	68	65	62	54
L _{WA} to environment, [dBA]	48	41	41	44	43	36	28	32	29