

Primo

Inline mixed flow fans

Use

- Inline fans for supply and exhaust ventilation of various commercial and industrial premises requiring powerful air flow.
- The fans are compatible with \varnothing 150, 200, 250, 355 and 400 mm air ducts.
- Combines wide capabilities and high performance features of axial and centrifugal fans, providing powerful air flow.



Air flow:
up to 3390 m³/h
942 l/s



Power:
from 82 W



Noise level:
from 37 dBA



Design

- The casing is made of polymer (for models 355 and 400 the casing is additionally reinforced with a metal housing).
- Due to the conically shaped polymer impeller with specially profiled blades, the air stream circular velocity increases, which results in higher air flow and pressure, as compared to characteristics of standard axial fans.
- The specially designed diffuser, impeller and airflow rectifier at the fan outlet provide smooth air flow distribution and enable the best combination of high capacity, powerful pressure and low noise.
- The fan casing is equipped with an airtight terminal box for connection to power mains.

Motor

- Three-speed high-efficient asynchronous motor.
- 220–240 V single phase at 50 (60) Hz.
- Equipped with ball bearings for longer service life (up to 40 000 hours).
- All motors have thermal overload protection.

Speed control

- The fans are controlled by either a three-stage **CDPE-3 E5** controller or a smooth thyristor controller connected to the maximum speed terminal.

Mounting

- The fans can be mounted at any place and at any angle within the ductwork system. Several fans may be installed in one system in parallel to attain higher air capacity or in series to increase operating pressure in the system. The fan casing is equipped with fixing brackets for suspended mounting.
- The fans can be installed using the appropriately sized **UM Primo** bracket (ordered separately, available for models 355 and 400).



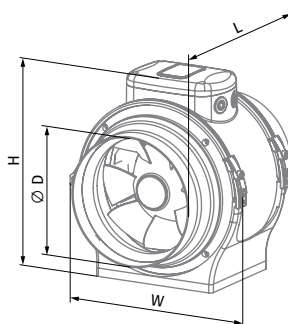
Primo 150, 200, 250



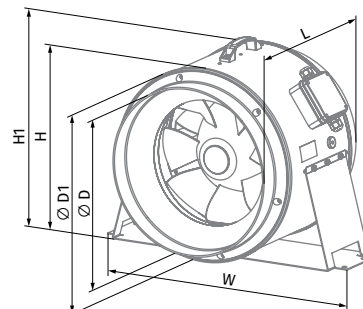
Primo 355, 400

Overall dimensions [mm]

Model	\varnothing D	\varnothing D1	H	H1	L	W
Primo 150	149	-	267	-	301	247
Primo 200	198.5	-	308	-	302	293
Primo 250	249	-	342	-	293	327
Primo 355	355	406	408	439	372	566
Primo 400	400	451	453	484	415	623



Primo 150, 200, 250



Primo 355, 400

Designation key

Series	Duct diameter [mm]
Primo	150; 200; 250; 355; 400

Modifications

- US:** three-speed switch
- FR1:** smooth speed controller adjustable from 0 to 100 % and power cable with mains plug
- G1:** speed controller, temperature controller with external temperature sensor, power cable with mains plug
- W1:** power cable with mains plug

Technical data

COMING SOON

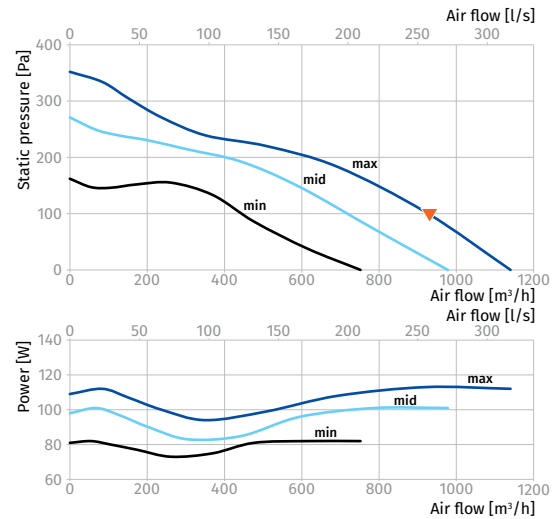
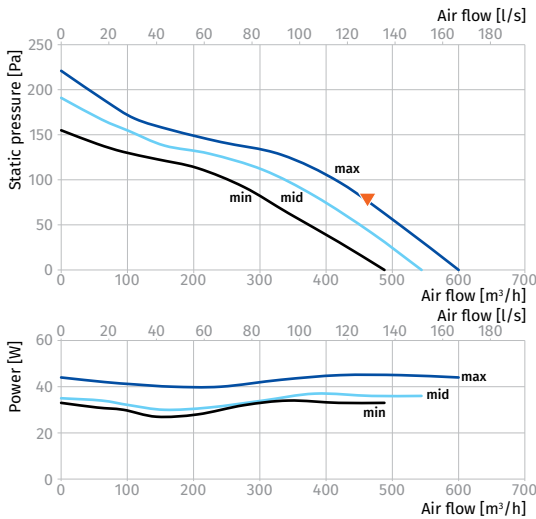
Parameters	Primo 150			Primo 200			Primo 250		
	min	mid	max	min	mid	max	min	mid	max
Speed									
Voltage [V / 50 Hz]		1~ 230				1~ 230			
Power [W]	34	37	45	82	101	113	144	173	188
Current [A]	0.15	0.16	0.20	0.37	0.45	0.51	0.70	0.81	0.84
Maximum air flow [m³/h (l/s)]	488 (136)	544 (151)	600 (167)	752 (209)	978 (272)	1140 (317)	1038 (288)	1447 (402)	1715 (476)
RPM [min ⁻¹]	2550	2704	2816	1866	2400	2738	2292	2626	2876
Sound pressure at 3 m [dBA]	34	35	37	37	40	42	39	41	43
Transported air temperature [°C]		-25...+55				-25...+55			
Protection rating		IPX4				IPX4			
Motor protection rating		IP20				IP20			
ErP compliance		2018				2018			

PRIMO 150

Sound power level, A-weighted	Total	Octave frequency bands [Hz]								LpA 3 m	LpA 1 m
		63	125	250	500	1000	2000	4000	8000		
LWA to inlet [dBA]	69	34	38	56	67	61	60	56	48	49	59
LWA to outlet [dBA]	69	34	39	58	64	66	59	59	51	49	59
LWA to environment [dBA]	57	34	29	41	55	50	49	40	28	37	47

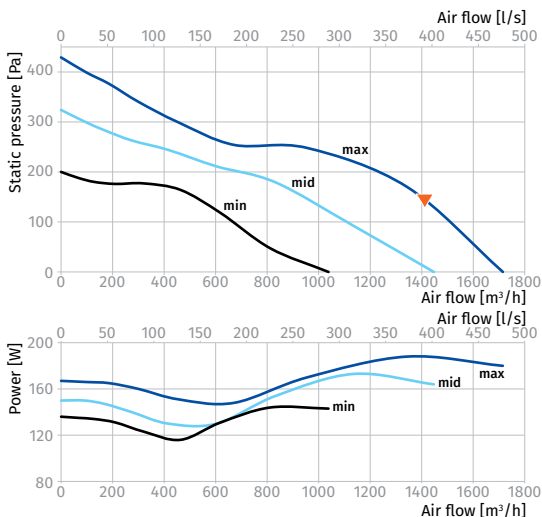
PRIMO 200

Sound power level, A-weighted	Total	Octave frequency bands [Hz]								LpA 3 m	LpA 1 m
		63	125	250	500	1000	2000	4000	8000		
LWA to inlet [dBA]	77	52	73	75	60	51	47	51	42	56	66
LWA to outlet [dBA]	79	50	72	78	62	48	46	54	46	59	69
LWA to environment [dBA]	63	42	60	58	47	40	35	34	28	42	52



PRIMO 250

Sound power level, A-weighted	Total	Octave frequency bands [Hz]								LpA 3 m	LpA 1 m
		63	125	250	500	1000	2000	4000	8000		
LWA to inlet [dBA]	78	53	74	76	61	51	47	51	42	58	68
LWA to outlet [dBA]	81	51	74	80	63	49	47	54	47	60	70
LWA to environment [dBA]	64	43	61	59	48	41	35	35	29	43	53



INLINE FANS

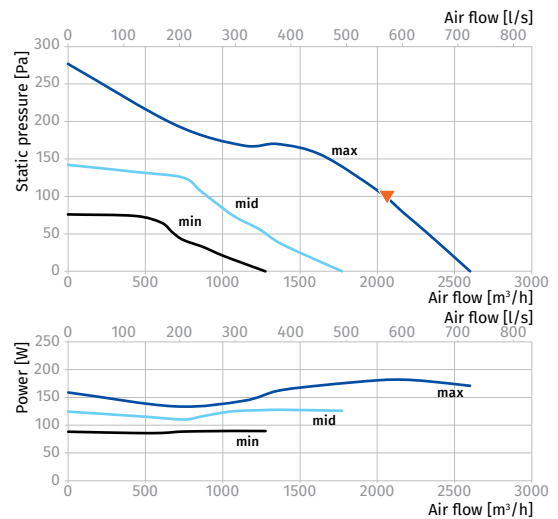
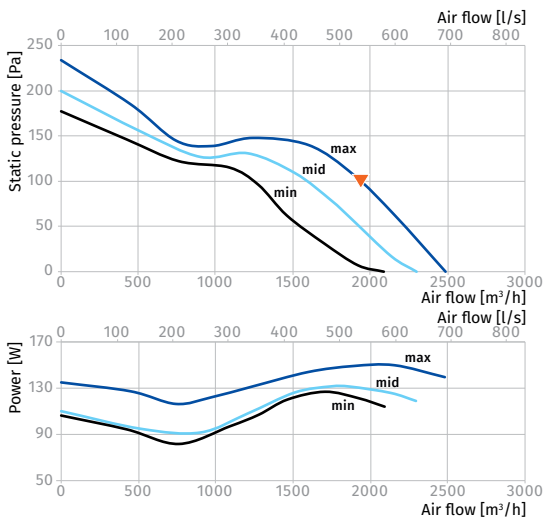
Parameters	Primo 355			Primo 355 (220/60 Hz)		
Speed	min	mid	max	min	mid	max
Voltage [V]	1~ 230			1~ 230		
Frequency [Hz]	50			60		
Power [W]	126	131	150	90	128	182
Current [A]	0.60	0.58	0.66	0.43	0.60	0.85
Maximum air flow [m ³ /h (l/s)]	2090 (581)	2296 (638)	2485 (690)	1277 (355)	1771 (492)	2600 (722)
RPM [min ⁻¹]	1350	1400	1470	996	1360	1632
Sound pressure at 3 m [dBA]	38	38	43	37	38	43
Transported air temperature [°C]	-25...+55			-25...+55		
Protection rating	IPX4			IPX4		
Motor protection rating	IP20			IP20		
ErP compliance	2018			2018		

PRIMO 355

Sound power level, A-weighted ▼	Total	Octave frequency bands [Hz]								LpA 3 m	LpA 1 m
		63	125	250	500	1000	2000	4000	8000		
LWA to inlet [dBA]	69	50	61	63	60	63	60	56	48	49	59
LWA to outlet [dBA]	69	56	61	63	61	65	59	54	48	49	59
LWA to environment [dBA]	63	42	49	61	53	57	50	46	35	43	53

PRIMO 355 (220/60 Hz)

Sound power level, A-weighted ▼	Total	Octave frequency bands [Hz]								LpA 3 m	LpA 1 m
		63	125	250	500	1000	2000	4000	8000		
LWA to inlet [dBA]	69	50	61	63	60	63	60	56	48	49	59
LWA to outlet [dBA]	69	56	61	63	61	65	59	54	48	49	59
LWA to environment [dBA]	63	42	49	61	53	57	50	46	35	43	53



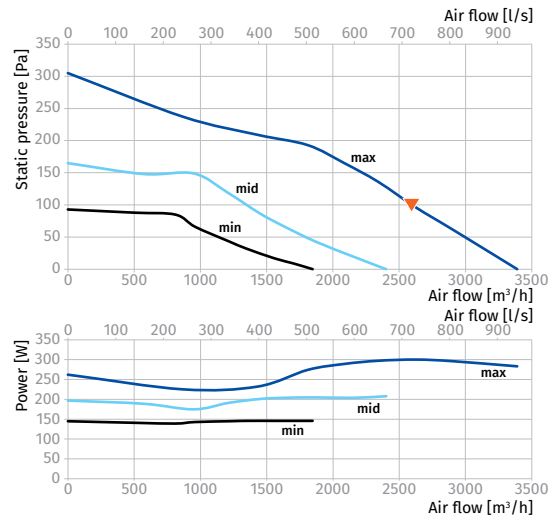
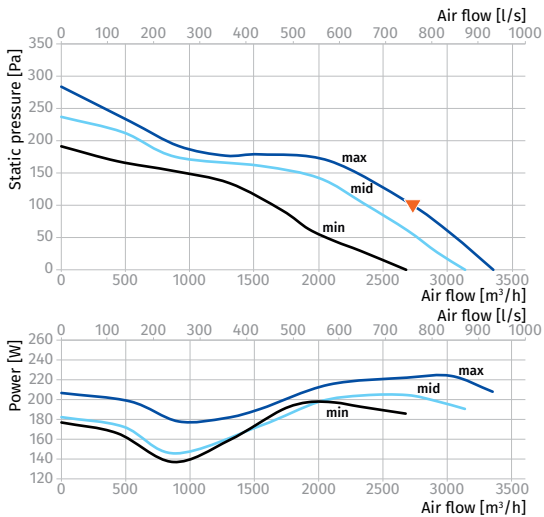
Parameters	Primo 400			Primo 400 (220/60 Hz)		
	min	mid	max	min	mid	max
Speed						
Voltage [V]		1~230			1~230	
Frequency [Hz]		50			60	
Power [W]	197	204	224	146	208	300
Current [A]	0.91	0.90	0.98	0.73	1.00	1.40
Maximum air flow [m³/h (l/s)]	2677 (744)	3136 (871)	3350 (931)	1846 (513)	2401 (667)	3390 (942)
RPM [min⁻¹]	1320	1390	1446	1000	1320	1566
Sound pressure at 3 m [dBA]	40	42	43	38	42	43
Transported air temperature [°C]		-25...+55			-25...+55	
Protection rating		IPX4			IPX4	
Motor protection rating		IP20			IP20	
ErP compliance		2018			2018	

PRIMO 400

Sound power level, A-weighted	Total	Octave frequency bands [Hz]								LpA 3 m	LpA 1 m
		63	125	250	500	1000	2000	4000	8000		
LWA to inlet [dBA]	71	57	62	66	65	64	61	55	47	51	61
LWA to outlet [dBA]	73	57	65	63	67	68	63	59	51	52	62
LWA to environment [dBA]	64	45	52	53	57	60	54	48	38	43	53

PRIMO 400 (220/60 Hz)

Sound power level, A-weighted	Total	Octave frequency bands [Hz]								LpA 3 m	LpA 1 m
		63	125	250	500	1000	2000	4000	8000		
LWA to inlet [dBA]	71	57	62	66	65	64	61	55	47	51	61
LWA to outlet [dBA]	73	57	65	63	67	68	63	59	51	52	62
LWA to environment [dBA]	64	45	52	53	57	60	54	48	38	43	53



INLINE FANS